

SFUSD

**SAN FRANCISCO UNIFIED SCHOOL DISTRICT  
DISTRICT ACCOUNTABILITY REPORT CARD  
2008-2009**

**In This Issue:**

Report Overview	1
District Highlights	2
Demographics	3
Test Results	4
Teacher Profile	6
School Directory Indicators	7
School Directory	9



## Overview

The District Accountability Report Card (DARC) provides an overview of the district as a whole by providing a variety of data including student demographics, student achievement and teacher information. The DARC is similar to the School Accountability Report Cards (SARC) that local education agencies are required to produce yearly on their public schools. The DARC is produced in response to the No Child Left Behind Act (NCLB) of 2001.

## District Mission Statement

The mission of the San Francisco Unified School District is to provide each student with an equal opportunity to succeed by promoting intellectual growth, creativity, self-discipline, cultural and linguistic sensitivity, democratic responsibility, economic competence and physical and mental health so that each student can achieve to his or her maximum potential.

## 2008-2012 Strategic Plan

In May 2008, the San Francisco School Board voted to adopt a new five-year strategic plan that places equity, student achievement and accountability at the forefront for San Francisco's public schools. Titled "Beyond the Talk: Taking Action to Educate Every Child Now", the plan is a road-map for how SFUSD will bridge the gap between high achieving students and low achieving students. The plan features a Balanced Scorecard, a tool that was developed for use in business environments and has been successfully adapted by other school districts across the country.

**HOW TO CONTACT US:**

**Address:**

555 Franklin Street  
San Francisco, Ca. 94102

**Phone:**

(415) 241-6000

**Web Site:**

WWW.SFUSD.EDU

Carlos Garcia, Superintendent of Schools

Report produced by the  
Research, Planning and  
Accountability Office

## Academic Achievement Highlights

San Francisco test scores continue the positive trend in both content areas of the California Standards Test (CST). In English Language Arts (ELA), 51% of the students tested scored proficient or advanced and 59% were proficient or advanced in Math (Grades 2-7). As a point of comparison, in 2002 there were only 35% of students performing at proficient in

ELA and 37% at proficient and above in Math.

The District's main initiative yielded success. For STAR schools, almost two-thirds showed improvements on the CST in ELA and/or Math.

All ethnicities and grade levels have increased in their rates of proficient and above in both subject areas,

ELA and Math as compared to last year. The only exceptions are Grade 7 in both content areas and grade 11 in ELA. Japanese students dipped slightly in both content areas. SFUSD is outperforming the state in both ELA and Math at every grade level.



## API Rankings & AYP Results



SFUSD improved on the Academic Performance Index (API) by 7 points reaching an 2008 Growth Score of 771. Fifty-eight percent of our schools met their school-wide API targets. Forty percent of the schools in SFUSD have an API performance of 800 or

more, the state's target for all schools.

Fifty-one percent of SFUSD schools met their 2008 Adequate Yearly Progress (AYP) for all four components which includes meeting the participation and increased profi-

ciency rates in both ELA and Math. The District met thirty-eight out of forty-six federal criteria for AYP. Four subgroups, African American, Latino, Pacific Islander and Special Education students did not meet proficiency rates in ELA and mathematics.



## School Parcel Tax

In June of 2008, Proposition A, a twenty-year parcel tax, was passed by the voters. This money will be used to enhance quality educational programs for children; attract and retain quality teachers and staff by

increasing salaries; provide teachers with additional compensation for extra work at hard-to-staff schools and in hard-to-fill subject areas; and increase teacher training, resources and classroom support,

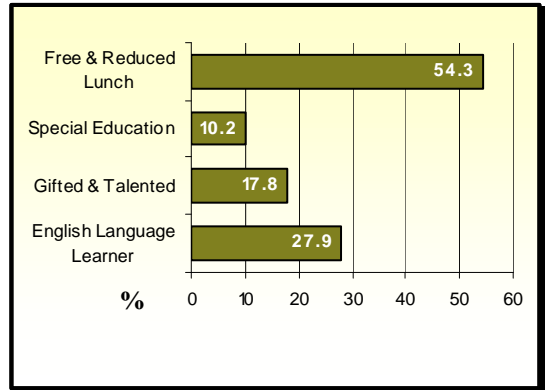
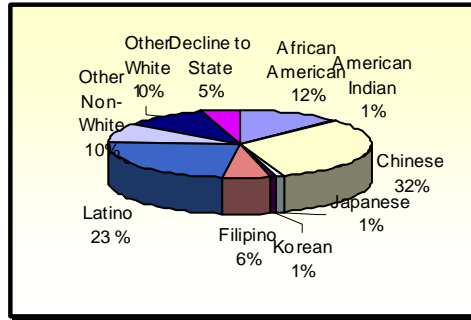
technology, innovation, and accountability.

Proposition A will require independent audits and an independent oversight group.

## Student Enrollment

As reported on October 1, 2008, SFUSD student enrollment was 55,272 in grades K to 12. An additional 844 students are enrolled in various County programs.

The pie chart on the right shows the SFUSD district level student ethnic representation. The bar chart shows various special programs participation at the district level for the same October 1, 2008 snapshot.

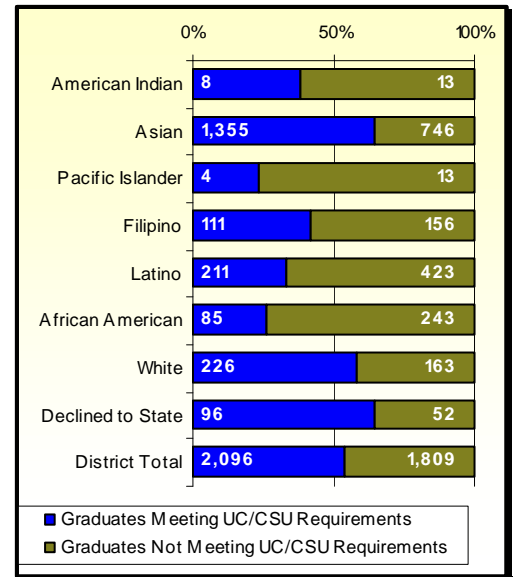
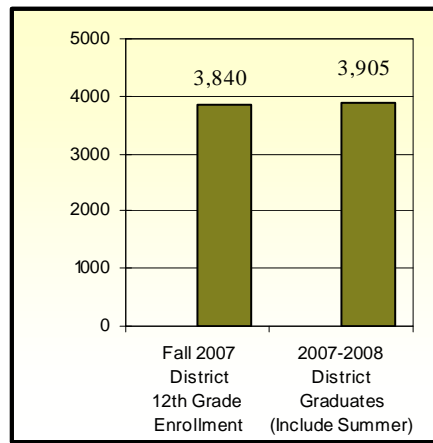


Source: SFUSD, Prepared by Research, Planning and Accountability Department

## High School Graduates

The bar chart on the right shows the number of 12th grade enrollment reported in October 2007 and the number of students (unmatched) who graduated in 2007-2008, which includes summer graduates (2008) but does not include students with high school equivalencies or who failed to pass the California High School Exit Exam.

The bar chart on the far right shows the total number of high school graduates completing all courses required for U.C. and / or C.S.U. Entrance by ethnic group.



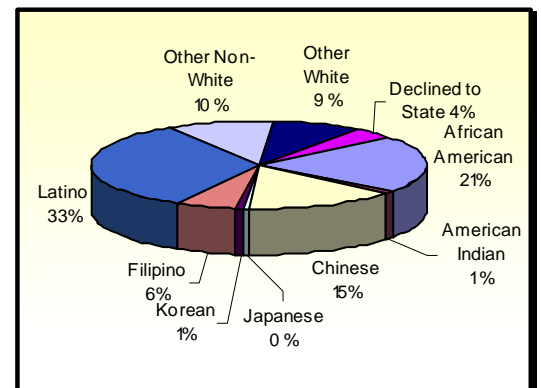
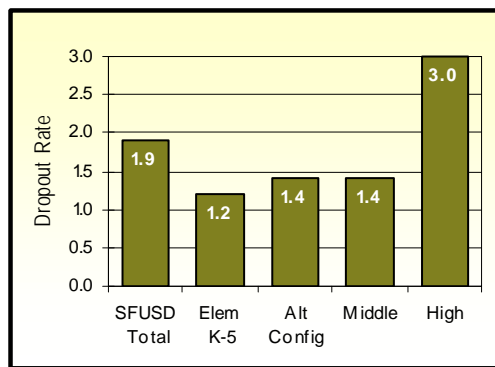
Source: SFUSD, prepared by Research, Planning and Accountability. Chart on left reflects an un matched set of students. County data excluded.

## One-Year Dropout Data

Dropout rates are derived from San Francisco Unified School District's Summary Report for School Dropouts 2007-2008.

The bar chart on the right shows dropout rates by school levels and the district as a whole. For the school year 2007-2008, SFUSD had a dropout rate of 1.9%.

The pie chart on the right shows the breakdown of district level dropouts by ethnic group.

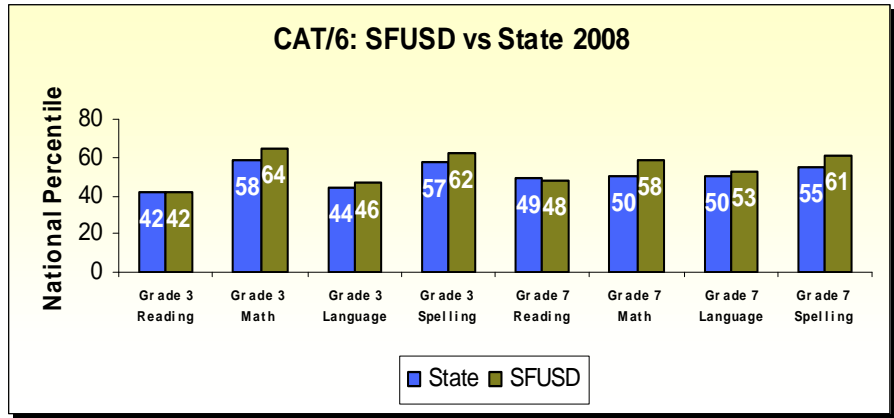


Source: SFUSD Summary Report for School Dropouts School Year 2007-2008. Prepared by Research, Planning and Accountability Department.

## CAT/6

The California Achievement Test, Sixth Edition (CAT/6), is a nationally norm-referenced standardized test that measures achievement in reading, language arts, spelling and mathematics. It is designed to measure student achievement in comparison to a national norm group in skills commonly found in state and district core curricula.

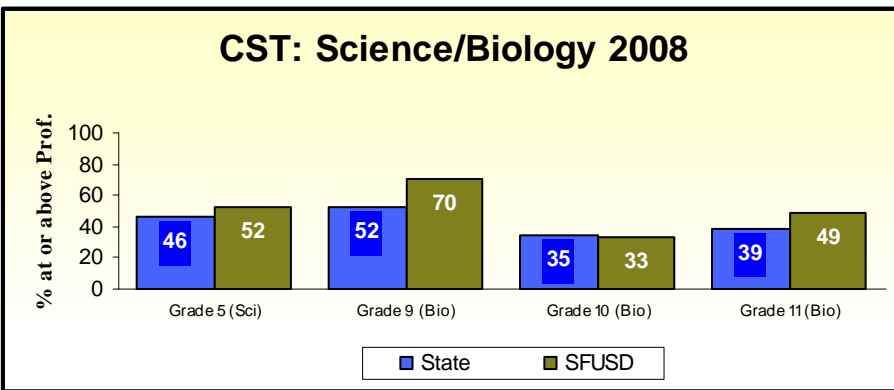
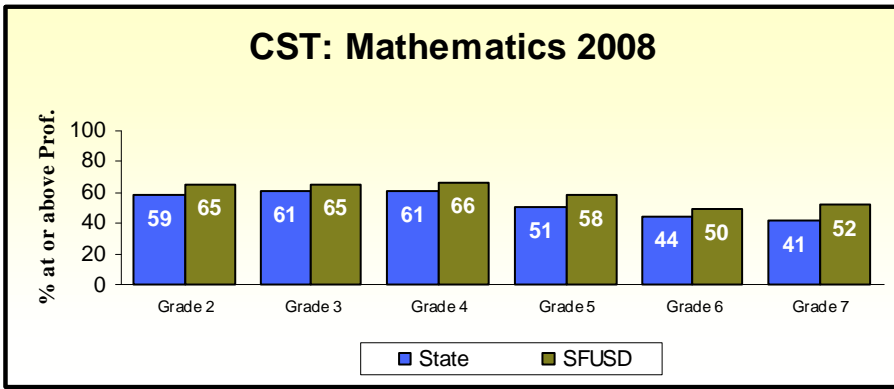
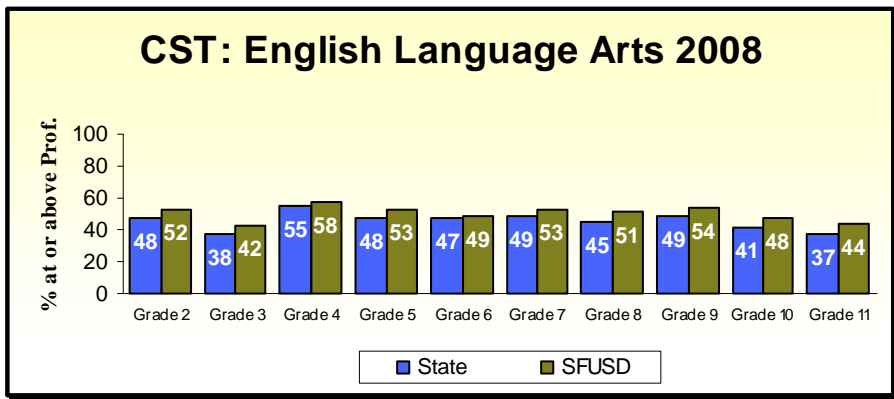
The graph on the upper right shows the 2008 National Percentile Rank for SFUSD compared to the State. SFUSD scored at or above the state level in all areas except 7th grade reading.



## CST

The California Standards Tests (CST) were developed specifically for California public schools and are aligned to the state-adopted standards that describe what students should know and be able to do in each subject area at each grade. The tests are criterion reference tests which means that the results are based on how well students achieve identified state-adopted standards, not how student results compare with the results of other students who have taken the test.

There are five performance levels: Far Below Basic, Below Basic, Basic, Proficient, and Advanced. The graphs on the right show the percent of students who scored at the proficient and advanced levels compared to the state. SFUSD scored above the state level in both English Language Arts and Mathematics at all grade levels. SFUSD scored above the state level in Science/Biology except in 10th grade.



**California Standards Test (CST)**

**ACHIEVEMENT GAP:** The table on the right shows mixed results for the district in closing the achievement gap. African American, Latino and English Language Learners (ELL) are all making gains but only the ELL subgroup is improving at a higher rate overall than the district average. Numbers in red reflect higher gains than the district average when comparing Spring 2006 scores with Spring 2008. While showing overall improvement, a challenge still remains in boosting achievement levels for the African American and Latino subgroups in order to minimize the current proficiency gaps in CST ELA and Math.

**California Standards Test (CST)**

**Achievement Gap: Percent at or above Basic Improvement from Spring 2006 to Spring 2008**

GRADE LEVEL	CST - English Language Arts				CST - Math			
	DISTRICT	AA	L	ELL	DISTRICT	AA	L	ELL
Grade 2	3.2	-2.6	-2.2	-1.9	2.2	-2.9	-0.3	-0.8
Grade 3	0.2	2.0	-1.7	3.8	0.1	1.4	-3.1	1.3
Grade 4	2.7	2.5	0.9	-5	6.2	8.5	5.1	7.8
Grade 5	7.9	7.8	10.6	13.7	6.4	7.1	7.1	12.1
Grade 6	3.2	2.9	6.7	5.4	2.7	3.0	3.1	5.1
Grade 7	-0.4	-0.2	-4.1	1.8	-1.1	-3.2	-8.4	5.5
Grade 8	5.2	3.9	3.9	3.6	--	--	--	--
Grade 9	5.1	5.6	5.7	6.1	--	--	--	--
Grade 10	4.3	0.8	0.8	3.5	--	--	--	--
Grade 11	-1.6	-3.8	-2.7	0.4	--	--	--	--
Total	3.0	2.0	1.8	3.7	2.8	2.3	0.9	3.7

AA: African American, L: Latino, ELL: English Language Learner

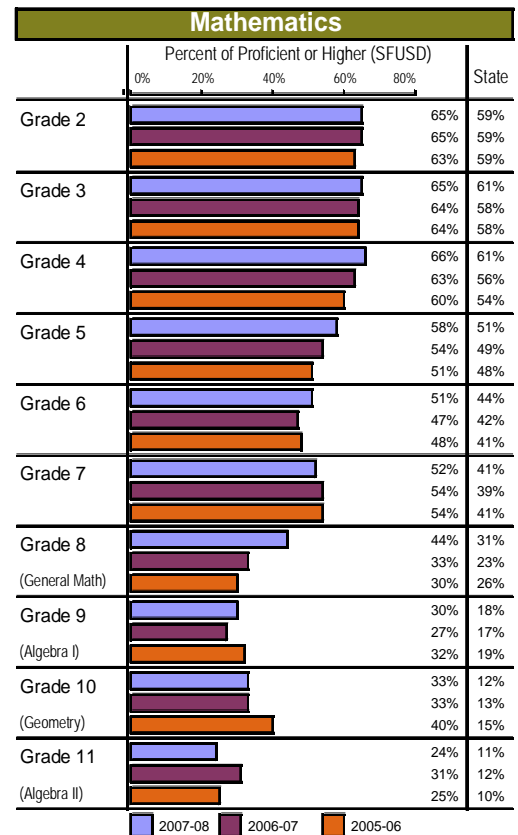
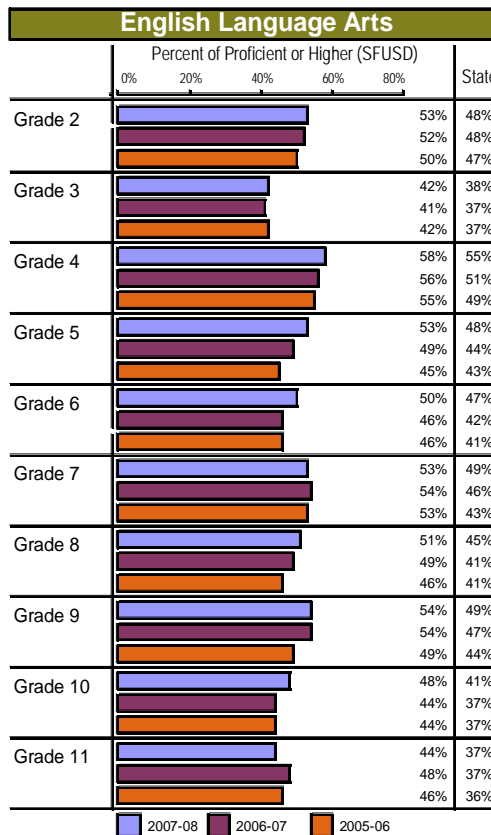
\*\* Students in Grades 8-11 are administered end of course Mathematics Test based on their class enrollment.

Percentages in red reflect rates higher than the comparable district rate.

Source: SFUSD Achievement Assessment Office

**TEST SCORE TRENDS:** The chart on the right shows three years of CST data of the percent of students scoring at proficient or higher in English Language Arts and Math. The percents for the state are also given.

For all 3 years listed, SFUSD outperformed the state at every grade level on the CST in both English Language Arts and Math on the percent of student scoring at proficient or higher.



Source: California Department of Education

### California High School Exit Exam

The purpose of the California High School Exit Exam (CAHSEE) is to improve student achievement in high school and to help ensure that students who graduate can demonstrate competency in state content standards for reading, writing, and mathematics. Beginning in the 2005-2006 school year, students must satisfy the CAHSEE requirement in addition to meeting district and state requirements for graduation.

### Percent of Passing (Tenth Graders Only)

	2005-06	2006-07	2007-08
<b>ELA</b>			
SFUSD	74%	75%	77%
<b>Mathematics</b>			
SFUSD	76%	81%	80%

Combined results for all exam administrations in the selected school year.

### California Writing Standards Test

This test, which is part of the California Standards Test, gives students 60 minutes to write an essay in response to an assigned task. The types of writing used for the test vary from year-to-year and are based on California's Writing Application Content Standards. Papers are scored independently by two readers using a 4-point scoring guide and their scores are added together for a total between 2 and 8.

### Percent Scoring 4 or Higher

	2005-06	2006-07	2007-08
<b>Grade 4</b>	88%	93%	93%
<b>Grade 7</b>	75%	94%	92%

Source: SFUSD Achievement Assessment Office

### Teacher Information

The surrounding tables show SFUSD classroom teacher information by school level including Education Level, Years of Service and Credential Type. Elementary level includes K-5 schools only, Middle level grade 6-8 schools only, and High level grade 9-12 schools only. Alternatively configured grade level schools are not included. Whole numbers have been rounded.

### Years of Service

	Elem	Middle	High	District
<b>1-2 Years</b>	7%	9%	8%	8%
<b>3-9 Years</b>	32%	32%	36%	33%
<b>10 Years +</b>	61%	59%	56%	59%
<b>Average Years</b>	13.7	13.8	12.9	13.4

### Credential Type

	Elem	Middle	High	District
<b>Full</b>	99%	96%	98%	98%
<b>University Intern</b>	0%	0%	1%	0%
<b>District Intern</b>	0%	0%	0%	0%
<b>Pre-Intern</b>	0%	0%	0%	0%
<b>Emergency</b>	1%	4%	2%	2%
<b>Waiver</b>	0%	0%	0%	0%

### Education Level

	Elem	Middle	High	District
<b>Less than Bachelor's</b>	0%	0%	0%	0%
<b>Bachelor's Degree</b>	11%	12%	13%	12%
<b>Bachelor's + 30 Units</b>	72%	64%	54%	64%
<b>Master's Degree</b>	17%	23%	28%	22%
<b>Master's + 30 Units</b>	0%	0%	2%	1%
<b>Doctorate</b>	0%	1%	3%	1%

Source: SFUSD CBEDS (October) 2007

## School Directory Indicators

### STAR

The STAR (Students and Teachers Achieving Results) Schools Initiative’s central goal is to increase student performance at underperforming schools by providing targeted interventions at the school sites. The initiative was developed using data on SFUSD school performance and the most recent research on improving under-performing schools.

Schools are identified through three criteria: 1) state categorization as an II/USP school or 2) API scores in the first, second or third deciles or 3) meeting one or none of the performance targets on the principal evaluation. Interventions are divided into three categories: 1) additional school site personnel to support instructional improvement, 2) additional district support for instructional improvement and 3) additional resources to address key areas of need.

### PI

Under the No Child Left Behind Act (NCLB), each state develops and implements a measure of adequate yearly progress (AYP) that requires schools and local education agencies (LEAs) to demonstrate significant improvement in student academic achievement. SFUSD identifies a school for program improvement (PI) if that school fails, for two consecutive years, to make AYP. Consequences for failing to make AYP are public school choice, supplemental services, corrective actions, and restructuring. Interventions include allocation of 10% of the school’s Title I money for staff development, an additional site school specialist to coach reading and math teachers, additional district support for instructional improvement, and additional resources in reading and math. Schools continue in PI until AYP is met for two consecutive years. Schools are under a School Improvement Plan for the first and second years under PI, under a Corrective Action Plan for the third year, and under a Restructuring Plan for the fourth and fifth years.

### TITLE 1

Title 1 is a federal entitlement program and is the largest single federal funding source for education. Title 1 funds help students who are behind academically or at risk of falling behind.

Identifying schools for PI differs according to the Title 1 program the school is operating: targeted assistance (TAS) or schoolwide program (SWP). A Title 1 SWP school will be identified for PI when, for each of two consecutive years, the school does not make AYP in the same content area (English-language arts or mathematics) schoolwide or for any numerically significant subgroup, or on the same indicator (Academic Performance Index or high school graduation rate) schoolwide. A Title 1 TAS school will be identified for PI when, for each of two consecutive years, the school does not make AYP in the same content area for the socioeconomically disadvantaged student subgroup, or on the same indicator schoolwide, or if the school does not meet the safe harbor criteria for the socioeconomically disadvantaged student subgroup. The Title 1 programs listed are for 2008-09.

### CHARTER

Charter schools provide parents and students with expanded educational choices. They can be established by parents, teachers, and community members, operate independently from school districts and county offices of education, and are freed from most state statues and regulations governing schools.

## School Directory Indicators (continued)

### Reading First

Reading First is a federal grant program, providing funds to high priority schools in the area of reading for Kindergarten through 3rd grade. The central goal is to have all students reading at or above proficient by 3rd grade as measured by the California Standards Test (CST). The criteria for inclusion consists of the following: the percentage of students below basic and far below basic on the CST, the percentage of new teachers, and the percentage of students enrolled in the Free and Reduced Lunch program. Implementation began in 2003-2004 in selected elementary schools.

### Met API Growth

The Academic Performance Index (API) is a score of 200 to 1000 that annually measures the academic performance and progress of individual schools in California. On an interim basis, the state has set 800 as the API score that schools should strive to meet. The annual growth target for a school is 5% of the distance between its base API and 800. Actual growth is the number of API points a school gained between its base and growth years. Schools that reach their annual targets are eligible for monetary awards. Schools that do not meet their targets and have a statewide API rank of 1 to 5 (of a possible rank of 1 to 10) are eligible to participate in the II/USP. The Met API Growth indicator refers to the 2007-2008 Schoolwide target.

### Met AYP

AYP stands for Adequate Yearly Progress. The federal No Child Left Behind Act requires that all students perform at or above the proficient level on the State's standards based assessment by 2014. In order to achieve this goal and meet annual performance objectives, districts and schools must improve each year according to set requirements. Components of AYP include the following: 1) A minimum percentage of students at each school must perform at or above the proficient or above level each year in reading-language arts and math. This also applies to each numerically significant subgroup, with the minimum percentage rising each year. Subgroups include the major ethnic groups, socio-economically disadvantaged students, English learners and students with disabilities. 2) A ninety-five percent participation rate on any assessment used. 3) API for all schools. The API must be above the status bar set by the state or show growth of at least one point. 4) Graduation rate for high schools. The National Center for Education Statistics (NCES) definition for a four-year completion rate is used, and a school must show an increase of one-tenth of one percent per year until 100 percent. The Met AYP indicator refers to the 2008 AYP criteria for all four components.

## School Directory

School Name	School Number	Grade Range	Charter School	Dream School	STAR	Title 1 Type	Program Improvement Year	Reading 1st	Met API Growth	Met AYP
Alamo ES	413	K-5	<input type="checkbox"/>	<input type="checkbox"/>	<input type="checkbox"/>			<input type="checkbox"/>	<input checked="" type="checkbox"/>	<input checked="" type="checkbox"/>
Alvarado ES	420	K-5	<input type="checkbox"/>	<input type="checkbox"/>	<input type="checkbox"/>			<input type="checkbox"/>	<input checked="" type="checkbox"/>	<input type="checkbox"/>
Argonne ES	435	K-5	<input type="checkbox"/>	<input type="checkbox"/>	<input type="checkbox"/>			<input type="checkbox"/>	<input checked="" type="checkbox"/>	<input checked="" type="checkbox"/>
Bryant ES	456	K-5	<input type="checkbox"/>	<input type="checkbox"/>	<input checked="" type="checkbox"/>	SWP	Year 5	<input checked="" type="checkbox"/>	<input checked="" type="checkbox"/>	<input type="checkbox"/>
Buena Vista ES	461	K-5	<input type="checkbox"/>	<input type="checkbox"/>	<input type="checkbox"/>	TAS		<input type="checkbox"/>	<input type="checkbox"/>	<input type="checkbox"/>
Carver ES	625	K-5	<input type="checkbox"/>	<input type="checkbox"/>	<input checked="" type="checkbox"/>	SWP	Year 2	<input type="checkbox"/>	<input checked="" type="checkbox"/>	<input type="checkbox"/>
Chavez ES	603	K-5	<input type="checkbox"/>	<input type="checkbox"/>	<input checked="" type="checkbox"/>	SWP	Year 5	<input checked="" type="checkbox"/>	<input checked="" type="checkbox"/>	<input type="checkbox"/>
Chin ES	872	K-5	<input type="checkbox"/>	<input type="checkbox"/>	<input type="checkbox"/>	TAS		<input type="checkbox"/>	<input checked="" type="checkbox"/>	<input checked="" type="checkbox"/>
Chinese Ed Ctr ES	476	K-5	<input type="checkbox"/>	<input type="checkbox"/>	<input type="checkbox"/>	SWP	Year 3	<input type="checkbox"/>	<input type="checkbox"/>	<input type="checkbox"/>
Clarendon ES	478	K-5	<input type="checkbox"/>	<input type="checkbox"/>	<input type="checkbox"/>			<input type="checkbox"/>	<input checked="" type="checkbox"/>	<input checked="" type="checkbox"/>
Cleveland ES	481	K-5	<input type="checkbox"/>	<input type="checkbox"/>	<input checked="" type="checkbox"/>	SWP	Year 2	<input type="checkbox"/>	<input type="checkbox"/>	<input type="checkbox"/>
Cobb ES	525	K-5	<input type="checkbox"/>	<input type="checkbox"/>	<input checked="" type="checkbox"/>	SWP	Year 1	<input type="checkbox"/>	<input checked="" type="checkbox"/>	<input type="checkbox"/>
Drew ES	507	K-3	<input type="checkbox"/>	<input checked="" type="checkbox"/>	<input checked="" type="checkbox"/>	SWP		<input checked="" type="checkbox"/>	<input type="checkbox"/>	<input type="checkbox"/>
El Dorado ES	521	K-5	<input type="checkbox"/>	<input type="checkbox"/>	<input checked="" type="checkbox"/>	SWP		<input type="checkbox"/>	<input type="checkbox"/>	<input type="checkbox"/>
Fairmount ES	537	K-5	<input type="checkbox"/>	<input type="checkbox"/>	<input checked="" type="checkbox"/>	SWP	Year 5	<input type="checkbox"/>	<input checked="" type="checkbox"/>	<input type="checkbox"/>
Feinstein ES	539	K-5	<input type="checkbox"/>	<input type="checkbox"/>	<input type="checkbox"/>			<input type="checkbox"/>	<input checked="" type="checkbox"/>	<input checked="" type="checkbox"/>
Flynn ES	680	K-5	<input type="checkbox"/>	<input type="checkbox"/>	<input checked="" type="checkbox"/>	SWP	Year 4	<input type="checkbox"/>	<input type="checkbox"/>	<input type="checkbox"/>
Garfield ES	562	K-5	<input type="checkbox"/>	<input type="checkbox"/>	<input type="checkbox"/>	SWP		<input type="checkbox"/>	<input checked="" type="checkbox"/>	<input checked="" type="checkbox"/>
Glen Park ES	575	K-5	<input type="checkbox"/>	<input type="checkbox"/>	<input checked="" type="checkbox"/>	SWP		<input checked="" type="checkbox"/>	<input type="checkbox"/>	<input checked="" type="checkbox"/>
Grattan ES	589	K-5	<input type="checkbox"/>	<input type="checkbox"/>	<input type="checkbox"/>			<input type="checkbox"/>	<input type="checkbox"/>	<input checked="" type="checkbox"/>
Guadalupe ES	593	K-5	<input type="checkbox"/>	<input type="checkbox"/>	<input type="checkbox"/>	TAS		<input type="checkbox"/>	<input type="checkbox"/>	<input type="checkbox"/>
Harte ES	453	K-5	<input type="checkbox"/>	<input type="checkbox"/>	<input checked="" type="checkbox"/>	SWP		<input checked="" type="checkbox"/>	<input type="checkbox"/>	<input type="checkbox"/>
Hillcrest ES	614	K-5	<input type="checkbox"/>	<input type="checkbox"/>	<input checked="" type="checkbox"/>	SWP	Year 5	<input checked="" type="checkbox"/>	<input type="checkbox"/>	<input type="checkbox"/>
Jefferson ES	644	K-5	<input type="checkbox"/>	<input type="checkbox"/>	<input type="checkbox"/>			<input type="checkbox"/>	<input checked="" type="checkbox"/>	<input checked="" type="checkbox"/>
Key ES	544	K-5	<input type="checkbox"/>	<input type="checkbox"/>	<input type="checkbox"/>	TAS		<input type="checkbox"/>	<input checked="" type="checkbox"/>	<input checked="" type="checkbox"/>
King ES	838	K-5	<input type="checkbox"/>	<input type="checkbox"/>	<input checked="" type="checkbox"/>	SWP		<input type="checkbox"/>	<input type="checkbox"/>	<input type="checkbox"/>
Lafayette ES	664	K-5	<input type="checkbox"/>	<input type="checkbox"/>	<input type="checkbox"/>			<input type="checkbox"/>	<input checked="" type="checkbox"/>	<input checked="" type="checkbox"/>
Lakeshore ES	670	K-5	<input type="checkbox"/>	<input type="checkbox"/>	<input type="checkbox"/>			<input type="checkbox"/>	<input checked="" type="checkbox"/>	<input checked="" type="checkbox"/>
Lau ES	490	K-5	<input type="checkbox"/>	<input type="checkbox"/>	<input type="checkbox"/>	SWP		<input type="checkbox"/>	<input checked="" type="checkbox"/>	<input checked="" type="checkbox"/>
Longfellow ES	691	K-5	<input type="checkbox"/>	<input type="checkbox"/>	<input type="checkbox"/>	TAS		<input type="checkbox"/>	<input checked="" type="checkbox"/>	<input type="checkbox"/>
Malcolm X ES	830	K-5	<input type="checkbox"/>	<input type="checkbox"/>	<input checked="" type="checkbox"/>	SWP	Year 5	<input checked="" type="checkbox"/>	<input checked="" type="checkbox"/>	<input type="checkbox"/>

## School Directory

School Name	School Number	Grade Range	Charter School	Dream School	STAR	Title 1 Type	Program Improvement Year	Reading 1st	Met API Growth	Met AYP
Marshall ES	714	K-5	<input type="checkbox"/>	<input type="checkbox"/>	<input checked="" type="checkbox"/>	SWP	Year 3	<input checked="" type="checkbox"/>	<input type="checkbox"/>	<input type="checkbox"/>
McCoppin ES	549	K-5	<input type="checkbox"/>	<input type="checkbox"/>	<input type="checkbox"/>	SWP		<input type="checkbox"/>	<input checked="" type="checkbox"/>	<input checked="" type="checkbox"/>
McKinley ES	718	K-5	<input type="checkbox"/>	<input type="checkbox"/>	<input checked="" type="checkbox"/>	TAS		<input checked="" type="checkbox"/>	<input checked="" type="checkbox"/>	<input checked="" type="checkbox"/>
Milk ES	505	K-5	<input type="checkbox"/>	<input type="checkbox"/>	<input checked="" type="checkbox"/>	SWP		<input checked="" type="checkbox"/>	<input type="checkbox"/>	<input checked="" type="checkbox"/>
Miraloma ES	722	K-5	<input type="checkbox"/>	<input type="checkbox"/>	<input type="checkbox"/>			<input type="checkbox"/>	<input checked="" type="checkbox"/>	<input checked="" type="checkbox"/>
Mission Ed Ctr ES	724	K-5	<input type="checkbox"/>	<input type="checkbox"/>	<input type="checkbox"/>	SWP	Year 5	<input type="checkbox"/>	<input checked="" type="checkbox"/>	<input type="checkbox"/>
Monroe ES	729	K-5	<input type="checkbox"/>	<input type="checkbox"/>	<input checked="" type="checkbox"/>	SWP	Year 5	<input type="checkbox"/>	<input checked="" type="checkbox"/>	<input checked="" type="checkbox"/>
Moscone ES	723	K-5	<input type="checkbox"/>	<input type="checkbox"/>	<input type="checkbox"/>	SWP		<input type="checkbox"/>	<input checked="" type="checkbox"/>	<input checked="" type="checkbox"/>
Muir ES	650	K-5	<input type="checkbox"/>	<input type="checkbox"/>	<input checked="" type="checkbox"/>	SWP	Year 4	<input checked="" type="checkbox"/>	<input checked="" type="checkbox"/>	<input type="checkbox"/>
New Traditions ES	735	K-5	<input type="checkbox"/>	<input type="checkbox"/>	<input type="checkbox"/>	TAS		<input type="checkbox"/>	<input checked="" type="checkbox"/>	<input checked="" type="checkbox"/>
Ortega ES	746	K-5	<input type="checkbox"/>	<input type="checkbox"/>	<input type="checkbox"/>	SWP		<input checked="" type="checkbox"/>	<input checked="" type="checkbox"/>	<input checked="" type="checkbox"/>
Parker ES	638	K-5	<input type="checkbox"/>	<input type="checkbox"/>	<input type="checkbox"/>	SWP		<input type="checkbox"/>	<input checked="" type="checkbox"/>	<input checked="" type="checkbox"/>
Parks ES	786	K-5	<input type="checkbox"/>	<input type="checkbox"/>	<input checked="" type="checkbox"/>	SWP	Year 5	<input checked="" type="checkbox"/>	<input checked="" type="checkbox"/>	<input type="checkbox"/>
Peabody ES	569	K-5	<input type="checkbox"/>	<input type="checkbox"/>	<input type="checkbox"/>			<input type="checkbox"/>	<input checked="" type="checkbox"/>	<input checked="" type="checkbox"/>
Redding ES	790	K-5	<input type="checkbox"/>	<input type="checkbox"/>	<input type="checkbox"/>	SWP		<input type="checkbox"/>	<input type="checkbox"/>	<input checked="" type="checkbox"/>
Sanchez ES	816	K-5	<input type="checkbox"/>	<input checked="" type="checkbox"/>	<input checked="" type="checkbox"/>	SWP		<input checked="" type="checkbox"/>	<input type="checkbox"/>	<input type="checkbox"/>
Serra ES	656	K-5	<input type="checkbox"/>	<input type="checkbox"/>	<input checked="" type="checkbox"/>	SWP		<input checked="" type="checkbox"/>	<input type="checkbox"/>	<input checked="" type="checkbox"/>
Sheridan ES	820	K-5	<input type="checkbox"/>	<input type="checkbox"/>	<input checked="" type="checkbox"/>	SWP		<input checked="" type="checkbox"/>	<input checked="" type="checkbox"/>	<input checked="" type="checkbox"/>
Sherman ES	823	K-5	<input type="checkbox"/>	<input type="checkbox"/>	<input type="checkbox"/>	TAS		<input type="checkbox"/>	<input checked="" type="checkbox"/>	<input checked="" type="checkbox"/>
Sloat ES	488	K-5	<input type="checkbox"/>	<input type="checkbox"/>	<input type="checkbox"/>			<input type="checkbox"/>	<input checked="" type="checkbox"/>	<input checked="" type="checkbox"/>
Spring Valley ES	834	K-5	<input type="checkbox"/>	<input type="checkbox"/>	<input type="checkbox"/>	TAS		<input type="checkbox"/>	<input checked="" type="checkbox"/>	<input checked="" type="checkbox"/>
Stevenson ES	782	K-5	<input type="checkbox"/>	<input type="checkbox"/>	<input type="checkbox"/>			<input type="checkbox"/>	<input checked="" type="checkbox"/>	<input checked="" type="checkbox"/>
Sunnyside ES	842	K-5	<input type="checkbox"/>	<input type="checkbox"/>	<input type="checkbox"/>	TAS		<input type="checkbox"/>	<input type="checkbox"/>	<input checked="" type="checkbox"/>
Sunset ES	750	K-5	<input type="checkbox"/>	<input type="checkbox"/>	<input type="checkbox"/>			<input type="checkbox"/>	<input checked="" type="checkbox"/>	<input checked="" type="checkbox"/>
Sutro ES	848	K-5	<input type="checkbox"/>	<input type="checkbox"/>	<input type="checkbox"/>	SWP		<input type="checkbox"/>	<input checked="" type="checkbox"/>	<input checked="" type="checkbox"/>
Taylor ES	513	K-5	<input type="checkbox"/>	<input type="checkbox"/>	<input type="checkbox"/>	SWP		<input type="checkbox"/>	<input checked="" type="checkbox"/>	<input checked="" type="checkbox"/>
Tenderloin ES	859	K-5	<input type="checkbox"/>	<input type="checkbox"/>	<input type="checkbox"/>	TAS	Year 2	<input type="checkbox"/>	<input type="checkbox"/>	<input type="checkbox"/>
Ulloa ES	862	K-5	<input type="checkbox"/>	<input type="checkbox"/>	<input type="checkbox"/>	TAS		<input type="checkbox"/>	<input checked="" type="checkbox"/>	<input checked="" type="checkbox"/>
Vis Valley ES	867	K-5	<input type="checkbox"/>	<input type="checkbox"/>	<input type="checkbox"/>	SWP		<input type="checkbox"/>	<input checked="" type="checkbox"/>	<input checked="" type="checkbox"/>
Webster ES	497	K-5	<input type="checkbox"/>	<input type="checkbox"/>	<input checked="" type="checkbox"/>	SWP	Year 5	<input type="checkbox"/>	<input type="checkbox"/>	<input type="checkbox"/>
West Portal ES	876	K-5	<input type="checkbox"/>	<input type="checkbox"/>	<input type="checkbox"/>			<input type="checkbox"/>	<input checked="" type="checkbox"/>	<input checked="" type="checkbox"/>

## School Directory

School Name	School Number	Grade Range	Charter School	Dream School	STAR	Title 1 Type	Program Improvement Year	Reading 1st	Met API Growth	Met AYP
Yick Wo ES	801	K-5	<input type="checkbox"/>	<input type="checkbox"/>	<input type="checkbox"/>	SWP		<input type="checkbox"/>	<input checked="" type="checkbox"/>	<input checked="" type="checkbox"/>
Carmichael ES	449	K-8	<input type="checkbox"/>	<input type="checkbox"/>	<input type="checkbox"/>	SWP	Year 4	<input checked="" type="checkbox"/>	<input type="checkbox"/>	<input type="checkbox"/>
Creative Arts K8	809	K-8	<input checked="" type="checkbox"/>	<input type="checkbox"/>	<input type="checkbox"/>			<input type="checkbox"/>	<input checked="" type="checkbox"/>	<input checked="" type="checkbox"/>
Kipp Bayview	658	5-8	<input checked="" type="checkbox"/>	<input type="checkbox"/>	<input type="checkbox"/>			<input type="checkbox"/>	<input type="checkbox"/>	<input type="checkbox"/>
Kipp S.F. Bay	657	5-8	<input checked="" type="checkbox"/>	<input type="checkbox"/>	<input type="checkbox"/>			<input type="checkbox"/>	<input checked="" type="checkbox"/>	<input checked="" type="checkbox"/>
Lawton Alt K8	676	K-8	<input type="checkbox"/>	<input type="checkbox"/>	<input type="checkbox"/>			<input type="checkbox"/>	<input checked="" type="checkbox"/>	<input checked="" type="checkbox"/>
Lilienthal K8	479	K-8	<input type="checkbox"/>	<input type="checkbox"/>	<input type="checkbox"/>			<input type="checkbox"/>	<input checked="" type="checkbox"/>	<input checked="" type="checkbox"/>
Revere ES	760	K-8	<input type="checkbox"/>	<input checked="" type="checkbox"/>	<input checked="" type="checkbox"/>	SWP	Year 5	<input checked="" type="checkbox"/>	<input type="checkbox"/>	<input type="checkbox"/>
Rooftop K8	796	K-8	<input type="checkbox"/>	<input type="checkbox"/>	<input type="checkbox"/>			<input type="checkbox"/>	<input checked="" type="checkbox"/>	<input checked="" type="checkbox"/>
S.F. Community K8	493	K-8	<input type="checkbox"/>	<input type="checkbox"/>	<input type="checkbox"/>	TAS		<input type="checkbox"/>	<input checked="" type="checkbox"/>	<input checked="" type="checkbox"/>
Willie Brown	858	4-8	<input type="checkbox"/>	<input checked="" type="checkbox"/>	<input checked="" type="checkbox"/>	SWP	Year 5	<input type="checkbox"/>	<input type="checkbox"/>	<input type="checkbox"/>
Yu Alt K8	485	K-8	<input type="checkbox"/>	<input type="checkbox"/>	<input type="checkbox"/>			<input type="checkbox"/>	<input checked="" type="checkbox"/>	<input checked="" type="checkbox"/>
Aptos MS	431	6-8	<input type="checkbox"/>	<input type="checkbox"/>	<input type="checkbox"/>	TAS		<input type="checkbox"/>	<input checked="" type="checkbox"/>	<input type="checkbox"/>
Denman MS	632	6-8	<input type="checkbox"/>	<input type="checkbox"/>	<input checked="" type="checkbox"/>			<input type="checkbox"/>	<input type="checkbox"/>	<input type="checkbox"/>
Everett MS	529	6-8	<input type="checkbox"/>	<input checked="" type="checkbox"/>	<input checked="" type="checkbox"/>	TAS	Year 5	<input type="checkbox"/>	<input type="checkbox"/>	<input type="checkbox"/>
Francisco MS	546	6-8	<input type="checkbox"/>	<input type="checkbox"/>	<input type="checkbox"/>	SWP	Year 1	<input type="checkbox"/>	<input type="checkbox"/>	<input type="checkbox"/>
Giannini MS	404	6-8	<input type="checkbox"/>	<input type="checkbox"/>	<input type="checkbox"/>			<input type="checkbox"/>	<input checked="" type="checkbox"/>	<input type="checkbox"/>
Hoover MS	607	6-8	<input type="checkbox"/>	<input type="checkbox"/>	<input type="checkbox"/>			<input type="checkbox"/>	<input checked="" type="checkbox"/>	<input type="checkbox"/>
King MS	710	6-8	<input type="checkbox"/>	<input type="checkbox"/>	<input checked="" type="checkbox"/>	TAS	Year 3	<input type="checkbox"/>	<input type="checkbox"/>	<input type="checkbox"/>
Lick MS	634	6-8	<input type="checkbox"/>	<input type="checkbox"/>	<input checked="" type="checkbox"/>			<input type="checkbox"/>	<input type="checkbox"/>	<input type="checkbox"/>
Mann MS	618	6-8	<input type="checkbox"/>	<input type="checkbox"/>	<input checked="" type="checkbox"/>	SWP	Year 5	<input type="checkbox"/>	<input checked="" type="checkbox"/>	<input type="checkbox"/>
Marina MS	708	6-8	<input type="checkbox"/>	<input type="checkbox"/>	<input type="checkbox"/>	SWP	Year 5	<input type="checkbox"/>	<input type="checkbox"/>	<input type="checkbox"/>
Presidio MS	778	6-8	<input type="checkbox"/>	<input type="checkbox"/>	<input type="checkbox"/>			<input type="checkbox"/>	<input checked="" type="checkbox"/>	<input type="checkbox"/>
Roosevelt MS	797	6-8	<input type="checkbox"/>	<input type="checkbox"/>	<input type="checkbox"/>	SWP		<input type="checkbox"/>	<input checked="" type="checkbox"/>	<input checked="" type="checkbox"/>
Vis Valley MS	868	6-8	<input type="checkbox"/>	<input type="checkbox"/>	<input checked="" type="checkbox"/>	SWP	Year 5	<input type="checkbox"/>	<input type="checkbox"/>	<input type="checkbox"/>
Balboa HS	439	9-12	<input type="checkbox"/>	<input type="checkbox"/>	<input checked="" type="checkbox"/>			<input type="checkbox"/>	<input checked="" type="checkbox"/>	<input type="checkbox"/>
Burton HS	764	9-12	<input type="checkbox"/>	<input type="checkbox"/>	<input checked="" type="checkbox"/>			<input type="checkbox"/>	<input type="checkbox"/>	<input type="checkbox"/>
City Arts & Tech	484	9-12	<input checked="" type="checkbox"/>	<input type="checkbox"/>	<input type="checkbox"/>			<input type="checkbox"/>	<input type="checkbox"/>	<input checked="" type="checkbox"/>
Downtown HS	742	9-12	<input type="checkbox"/>	<input type="checkbox"/>	<input type="checkbox"/>			<input type="checkbox"/>	N/A	<input type="checkbox"/>
Five Keys Adult HS	552	9-12	<input checked="" type="checkbox"/>	<input type="checkbox"/>	<input type="checkbox"/>			<input type="checkbox"/>	N/A	N/A
Five Keys Charter HS	543	9-12	<input checked="" type="checkbox"/>	<input type="checkbox"/>	<input type="checkbox"/>			<input type="checkbox"/>	N/A	<input checked="" type="checkbox"/>

## School Directory

School Name	School Number	Grade Range	Charter School	Dream School	STAR	Title 1 Type	Program Improvement Year	Reading 1st	Met API Growth	Met AYP
Five Keys Indpnd HS	551	9-12	<input checked="" type="checkbox"/>	<input type="checkbox"/>	<input type="checkbox"/>			<input type="checkbox"/>	N/A	N/A
Galileo HS	559	9-12	<input type="checkbox"/>	<input type="checkbox"/>	<input checked="" type="checkbox"/>			<input type="checkbox"/>	<input type="checkbox"/>	<input type="checkbox"/>
Gateway HS	565	9-12	<input checked="" type="checkbox"/>	<input type="checkbox"/>	<input type="checkbox"/>			<input type="checkbox"/>	<input type="checkbox"/>	<input checked="" type="checkbox"/>
Independence HS	466	9-12	<input type="checkbox"/>	<input type="checkbox"/>	<input type="checkbox"/>			<input type="checkbox"/>	<input type="checkbox"/>	<input type="checkbox"/>
Intl Study Acdy HS	624	6-12	<input type="checkbox"/>	<input type="checkbox"/>	<input checked="" type="checkbox"/>			<input type="checkbox"/>	<input checked="" type="checkbox"/>	<input type="checkbox"/>
June Jordan HS	757	9-12	<input type="checkbox"/>	<input type="checkbox"/>	<input type="checkbox"/>			<input type="checkbox"/>	<input type="checkbox"/>	<input type="checkbox"/>
Leadership HS	678	9-12	<input checked="" type="checkbox"/>	<input type="checkbox"/>	<input type="checkbox"/>			<input type="checkbox"/>	<input type="checkbox"/>	<input checked="" type="checkbox"/>
Life Learning HS	681	9-12	<input checked="" type="checkbox"/>	<input type="checkbox"/>	<input type="checkbox"/>			<input type="checkbox"/>	N/A	<input checked="" type="checkbox"/>
Lincoln HS	405	9-12	<input type="checkbox"/>	<input type="checkbox"/>	<input type="checkbox"/>			<input type="checkbox"/>	<input checked="" type="checkbox"/>	<input type="checkbox"/>
Lowell HS	697	9-12	<input type="checkbox"/>	<input type="checkbox"/>	<input type="checkbox"/>			<input type="checkbox"/>	<input checked="" type="checkbox"/>	<input checked="" type="checkbox"/>
Marshall HS	853	9-12	<input type="checkbox"/>	<input type="checkbox"/>	<input checked="" type="checkbox"/>			<input type="checkbox"/>	<input type="checkbox"/>	<input type="checkbox"/>
Metro Arts&Tech	720	9-12	<input checked="" type="checkbox"/>	<input type="checkbox"/>	<input type="checkbox"/>			<input type="checkbox"/>	<input type="checkbox"/>	<input checked="" type="checkbox"/>
Mission HS	725	9-12	<input type="checkbox"/>	<input type="checkbox"/>	<input checked="" type="checkbox"/>			<input type="checkbox"/>	<input type="checkbox"/>	<input type="checkbox"/>
Newcomer HS	738	9-12	<input type="checkbox"/>	<input type="checkbox"/>	<input type="checkbox"/>	SWP	Year 4	<input type="checkbox"/>	N/A	<input type="checkbox"/>
O'Connell HS	651	9-12	<input type="checkbox"/>	<input checked="" type="checkbox"/>	<input checked="" type="checkbox"/>			<input type="checkbox"/>	<input type="checkbox"/>	<input type="checkbox"/>
Sch of the Arts HS	815	9-12	<input type="checkbox"/>	<input type="checkbox"/>	<input type="checkbox"/>			<input type="checkbox"/>	<input type="checkbox"/>	<input checked="" type="checkbox"/>
Wallenberg HS	785	9-12	<input type="checkbox"/>	<input type="checkbox"/>	<input type="checkbox"/>			<input type="checkbox"/>	<input type="checkbox"/>	<input checked="" type="checkbox"/>
Washington HS	571	9-12	<input type="checkbox"/>	<input type="checkbox"/>	<input type="checkbox"/>			<input type="checkbox"/>	<input checked="" type="checkbox"/>	<input checked="" type="checkbox"/>
Wells HS	743	9-12	<input type="checkbox"/>	<input type="checkbox"/>	<input type="checkbox"/>			<input type="checkbox"/>	N/A	<input type="checkbox"/>
<b>Total Schools and Percent</b>	<b>(112)</b>		<b>11</b> <b>9.8%</b>	<b>6</b> <b>5.4%</b>	<b>39</b> <b>34.8%</b>	<b>61</b> <b>54.5%</b>	<b>27</b> <b>24.1%</b>	<b>18</b> <b>16.1%</b>	<b>61</b> <b>58.1%</b>	<b>56</b> <b>50.9%</b>

Met API Growth indicator and Met AYP indicator as of 4/29/2009.

Denominator for Met API Growth percentage is 105 schools. Denominator for Met AYP percentage is 110 schools.