

Alamo Elementary School

HIGHLIGHTS

250 23rd Avenue, San Francisco, CA 94121

415-750-8456

MISS GINA L. FERRANTE, PRINCIPAL

Principal's Introduction

Alamo School is an extraordinary place of learning. Our talented staff provides students with a quality education aligned to rigorous standards, high academic/behavioral expectations, equity, a solid foundation and preparation for successful lives as productive citizens in a service and technology driven society. Our community values Ongoing Communication, Safety, Innovative Instructional Programs, Active Parent Involvement, Multicultural/Multilingual Awareness, Accountability, and Shared Decision Making.

Last Year's Best Achievements

In Spring 2003, with an API of 879, Alamo students exceeded both schoolwide and subgroup API targets of 800. Alamo's "A" rating on the state API demonstrates its commitment to academic excellence.

School Snapshot

Current Student Enrollment: 688	Grade span: K-5
02/03 Average Daily Attendance: 96.9%	Accountability Act and Improvement Programs:
Title I/State Pre-K Program: No	
Children's Center/Childcare: No	
Student Uniforms: No	
Building (square feet): 48,500	
Year of Construction: 1926	

Key Elements of School Safety Plan

Alamo has both a School Security Committee and an Emergency Preparedness Committee, which are comprised of staff and parents. All visitors are required to sign-in at the office and wear visitor badges while on the school site. A visitors' log is maintained in the office. The staff is instructed to question all adults and students in the halls who are not wearing appropriate identification. Fire and emergency drills are conducted throughout the school year.

Key Programs

Alamo School incorporates a number of programs to ensure a positive learning environment, including: TRIBES, Esteem Builders, Student of the Week, Rallies and Spirit Days, Birthday Ribbons, Bulletin Boards displaying student work, Multicultural activities and performances, and Family Reading, Math, Science, and Writing Nights. Extended Learning opportunities include Spanish, Russian, Cantonese, Mandarin, Adventures in Science, Arts and Crafts, and the Richmond District After School Collaborative.

Focus for Improvement

- Expand literary genres;
- Writing for a variety of purposes/audiences;
- Mathematical problem solving

Opportunities for Parent Involvement

Contact Person-Name: Jane Yung or George Durgerian

Phone: (415) 750-8456

Last year, Alamo School logged over 14,000 volunteer hours. There are many opportunities for parents to volunteer in classrooms, become involved in numerous schoolwide activities, and serve on the very active School Site Council, English Language Advisory Committee, and Parent Teacher Association

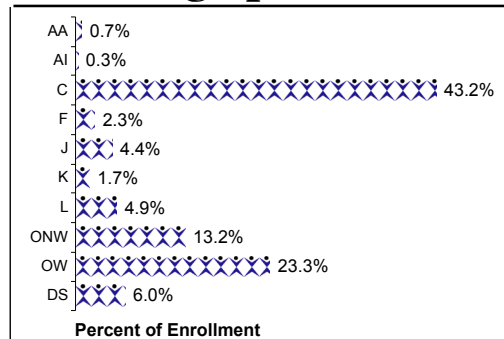
School Description

Parents, staff and students, working together, have made Alamo a twice-recognized California Distinguished School as well as a NATIONAL BLUE RIBBON SCHOOL. Our large, ethnically diverse student population provides an opportunity for students to learn about the richness of many cultures. We are a neighborhood school which has been in the Richmond District since 1926. A strong academic and enrichment program serves to develop intellectual, physical, social and emotional growth for all children. Our strongly established TRIBES program is a cooperative learning model which promotes social development, strengthens self esteem, and exemplifies Alamo's traditional motto: BE A FRIEND.

School Vision

At Alamo School, students, teachers, parents, and community all work towards improving academic achievement and self-esteem to prepare students to become lifelong learners and responsible citizens, as well as to reach their individual potential.

Student Demographics (Fall 2003)



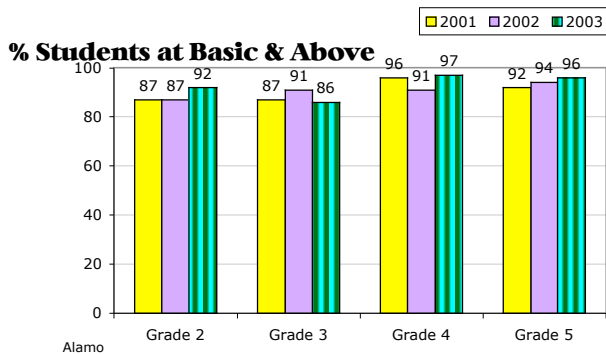
ELL 03: 32.8%

EDY 03: 20.1%

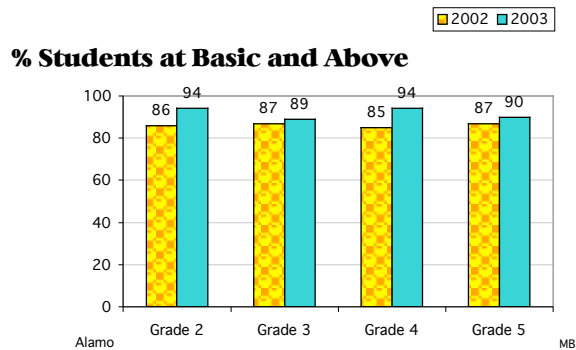
**These are selected highlights of the SARC. The complete SARC required by the California Department of Education can be seen at www.sfusd.edu under "school information."*

Alamo ES STUDENT ACHIEVEMENT

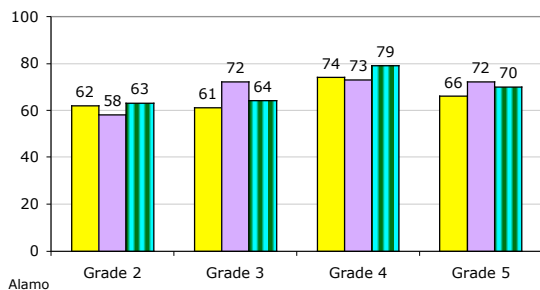
CST English/Language Arts Grade Level Trends



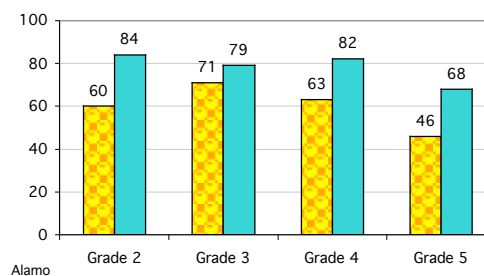
CST Math Grade Level Trends



% Students at Proficient and Above



% Students at Proficient and Above



Testing is done in the spring of the year.

State Assessments

API Data	2000-2001	2001-2002	2002-2003	2003-2004
Base API Score	873	866	848	883
Statewide Rank	10	10	10	10
Similar Schools Rank	10	10	8	5
Growth Target	#	A	A	A
Percent Tested in Spring	100 %	100 %	100 %	
Actual Growth	7	-3	31	
Growth API Score	880	863	879	

(Note: # indicates that no growth target was assigned in that year.)

School met all 2003 Adequate Yearly Progress (AYP) for Phase 1? Yes

District Assessments

Percent of students at a performance level of 4 or higher

Writing California Writing Standards (Grade 4)		
2001	2002	2003
97.3%	89.1%	97.3%

Percent of students at Basic and above

Mathematics - MPA Math Performance Assessment (Grade 3)		
2001	2002	2003
85.0%	91.0%	89.0%

3 year trend data on performance assessments

Comparisons Comparison of school to District and State for each grade level

Gr	2003 CST/ELA			2003 CST/Math			2003 CAT6 Reading			2003 CAT6 Math		
	School	District	State	School	District	State	School	District	State	School	District	State
2	63.0%	38%	36%	84.0%	54%	53%	70.0%	45%	46%	87.0%	61%	57%
3	64.0%	36%	33%	79.0%	52%	46%	58.0%	32%	34%	79.0%	58%	52%
4	79.0%	43%	39%	82.0%	48%	45%	68.0%	37%	35%	85.0%	54%	48%
5	70.0%	39%	36%	68.0%	37%	35%	66.0%	42%	41%	87.0%	53%	49%