

Argonne Elementary School

HIGHLIGHTS

680 18th Avenue, San Francisco, CA 94121

415-750-8460

Ms Robin Sharp, Principal

Principal's Introduction

Argonne is a wonderful community of families that care about each other, dedicated teachers that spend hours preparing for their students, and after school programs offering tutoring and lively recreation for our students. The building is alive with enthusiastic students that like to learn, and they have the opportunity to do just that through many different types of learning experiences both in school and away. The Argonne halls are beautiful with the creative work of our students.

Last Year's Best Achievements

Our school API score rose from 781 to 820 during the last three years. Our students went on overnight educational trips, performed at city events, exhibited their art, and created a poetry anthology.

School Snapshot

Current Student Enrollment: 392	Grade span: K-5
02/03 Average Daily Attendance: 95.9%	Accountability Act and Improvement Programs:
Title I/State Pre-K Program: No	
Children's Center/Childcare: Yes	
Student Uniforms: No	
Building (square feet): 51,480	
Year of Construction: 1997	

Key Elements of School Safety Plan

1. To ensure a safe, secure school learning environment.
2. To implement tobacco, drug and violence prevention programs mandated by district.
3. To develop a program for self-esteem building and kindness to others.
4. To provide a variety of activities/events celebrating the cultural diversity of our student body and city throughout the school year.

Key Programs

All teachers have been trained in the conflict management program "Talk It Out". There are many opportunities for students to participate in leadership activities. We have a Student Council, Talk It Out Managers, Recycling Monitors, and a Student Advisory Committee. Our school has a wonderful arts enrichment program which includes dance and movement, visual, and performing arts. All fourth and fifth grade students go to the Marin Headlands Institute for an overnight outdoor education trip. After school, students may choose to participate in Academic Chess, Piano Keyboarding, Science Club and Dance.

Focus for Improvement

Reading Comprehension and Critical Thinking
Math Number Sense and Problem Solving

Opportunities for Parent Involvement

Contact Person-Name: Tina Pasquinzo

Phone: 750-8460

Our governance model allows for families to be involved in all of the operations of the school. Our governing committees are made up of parents and teachers. As members of our decision making processes, the parents of Argonne help to determine our school's academic focus and budget expenditures. Parents volunteer in classrooms, go on field trips, and organize school events. Family members are always welcome in the school.


School Description

Argonne Year Round Alternative School provides an academic program based on core values of interdisciplinary teaching, multiple intelligences theory, and the development of creative and critical thinking. The school year runs from July through June. This extended calendar provides more time for an enriched educational program with less need for review. Teachers meet regularly to design their curriculum, aligning it to standards and implementing new strategies to enable all students to be successful. The Argonne community has a strong shared decision-making structure which actively includes parents.

School Vision

We envision Argonne students who desire and have the ability to utilize their minds in a critical, creative manner, neither fearful to experiment with new ideas nor afraid to make a mistake. Our students celebrate likenesses and differences in the people who surround them and show wonder and delight in their own ethnic and cultural heritage.

Student Demographics (Fall 2003)



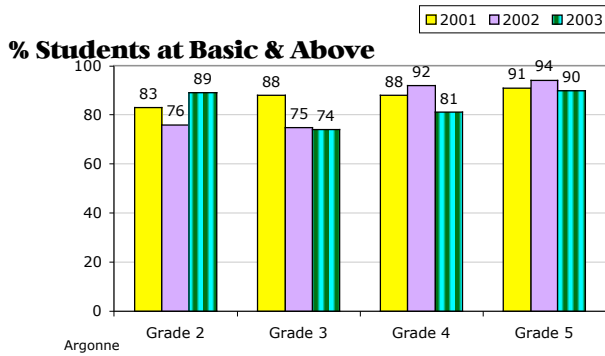
ELL 03: 31.9%

EDY 03: 23.7%

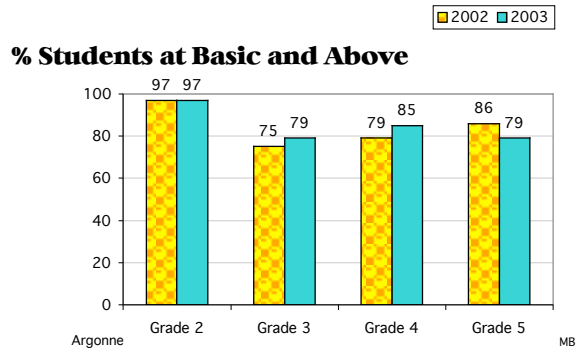
**These are selected highlights of the SARC. The complete SARC required by the California Department of Education can be seen at www.sfusd.edu under "school information."*

Argonne ES STUDENT ACHIEVEMENT

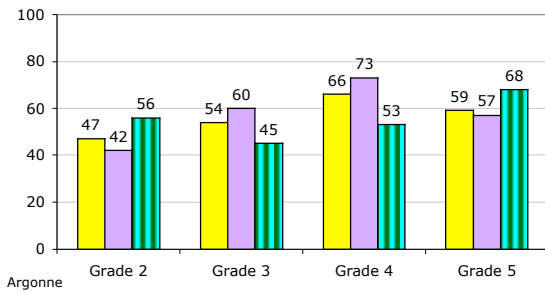
CST English/Language Arts Grade Level Trends



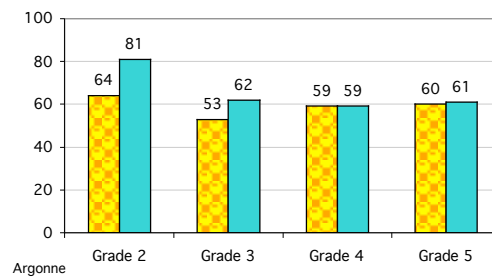
CST Math Grade Level Trends



% Students at Proficient and Above



% Students at Proficient and Above



Testing is done in the spring of the year.

State Assessments

API Data	2000-2001	2001-2002	2002-2003	2003-2004	
Base API Score	781	819	816	829	
Statewide Rank	8	9	9	9	(Note: # indicates that no growth target was assigned in that year.)
Similar Schools Rank	3	5	4	4	
Growth Target	1	A	A	A	
Percent Tested in Spring	99 %	99 %	99 %		
Actual Growth	50	4	4		
Growth API Score	831	823	820		

School met all 2003 Adequate Yearly Progress (AYP) for Phase 1? Yes

District Assessments

Percent of students at a performance level of 4 or higher

Writing California Writing Standards (Grade 4)		
2001	2002	2003
91.9%	95.3%	86.0%

Percent of students at Basic and above

Mathematics - MPA Math Performance Assessment (Grade 3)		
2001	2002	2003
91.0%	91.0%	91.0%

3 year trend data on performance assessments

Comparisons Comparison of school to District and State for each grade level

Gr	2003 CST/ELA % students achieving at proficient or advanced level			2003 CST/Math % students achieving at proficient or advanced level			2003 CAT6 Reading % tested students scoring at or above 50th percentile (nat'l average)			2003 CAT6 Math % tested students scoring at or above 50th percentile (nat'l average)		
	School	District	State	School	District	State	School	District	State	School	District	State
2	56.0%	38%	36%	81.0%	54%	53%	66.0%	45%	46%	84.0%	61%	57%
3	45.0%	36%	33%	62.0%	52%	46%	34.0%	32%	34%	72.0%	58%	52%
4	53.0%	43%	39%	59.0%	48%	45%	58.0%	37%	35%	69.0%	54%	48%
5	68.0%	39%	36%	61.0%	37%	35%	70.0%	42%	41%	71.0%	53%	49%