

Cleveland Elementary School

HIGHLIGHTS

455 Athens Street, San Francisco, CA 94112

415-469-4709

Dr. John Rubio, Principal

Principal's Introduction

It is my pleasure to welcome you to Cleveland Elementary School. Located in the richly diverse neighborhood of the Excelsior, Cleveland is well known for our two large 3 story murals located on the side of our school building.

You will find a group of creative, energetic and dedicated teachers who will demand hard work from your children while also providing a caring classroom community.

Last Year's Best Achievements

The math scores for our school substantially increased at all grade levels.

The attendance rate for African American students in school for 91-100% of the year increased from 56% to 85%.

School Snapshot

Current Student Enrollment: 326	Grade span: K-5
02/03 Average Daily Attendance: 93.6%	Accountability Act and Improvement Programs:
Title I/State Pre-K Program: No	II/USP Cohort 1
Children's Center/Childcare: No	
Student Uniforms: No	
Building (square feet): 27,500	
Year of Construction: 1911	

Key Elements of School Safety Plan

At Cleveland, we have a proactive positive reward system for attendance and behavior. Our elementary advisor works with identified boys and girls in mentoring groups. In addition, we have up to date and ready to implement procedures in the event of any emergency or natural disaster. Cleveland also has a school nurse for more time than most schools, a mental health consultant, and mental health interns available for student counseling.

Key Programs

All teachers were trained in the state literacy Cell/Excel program in 2002-2003, and now focus on state LA standards for all students.

All students have the opportunity to play organized games/sports every day with SF State students.

4th and 5th grade boys and girls have the opportunity to participate in the Bay Area Scores Soccer and Poetry Program. Boys and girls play organized soccer and work with a writing teacher to write poetry.

Focus for Improvement

Math problem solving and measurement, and Reading Comprehension.

Opportunities for Parent Involvement

Contact Person-Name: Brother Clint Sockwell

Phone: 469-4709

Currently, parents assist the school with school activities (e.g., fundraising) and morning yard supervision of students. Parents also assist by serving on our SSC, and parents have just formed a new PTA group.

School Description

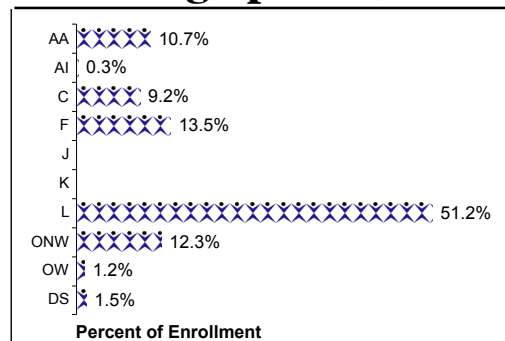
Cleveland Elementary, located in the working class neighborhood of the Excelsior, offers all students an opportunity for a very good education. All teachers are high quality instructors working hard at providing a standards based curriculum with rigorous expectations, while also training our young students in social skills that all children need to be successful in life. All classrooms offer large classroom libraries for students to utilize, and all students are given reading to do with parents every weekend.

Cleveland has students from China, India, Vietnam, Germany, the Philippines, the Middle East and many Latin countries.

School Vision

Cleveland Elementary School is a place where only the best teachers are retained, where each student makes great academic and social skill improvements every year, where teachers are in a continual cycle of improvement, and where every parent is involved in their child's education.

Student Demographics (Fall 2003)



ELL 03: 51.2%

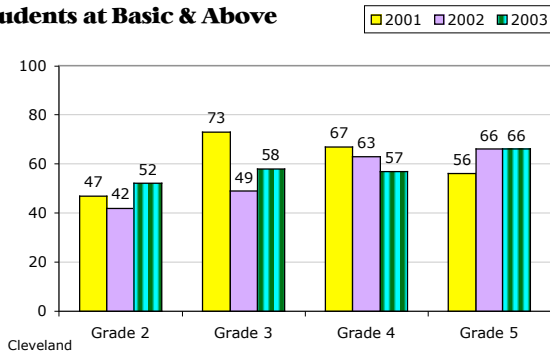
EDY 03: 58.6%

**These are selected highlights of the SARC. The complete SARC required by the California Department of Education can be seen at www.sfusd.edu under "school information."*

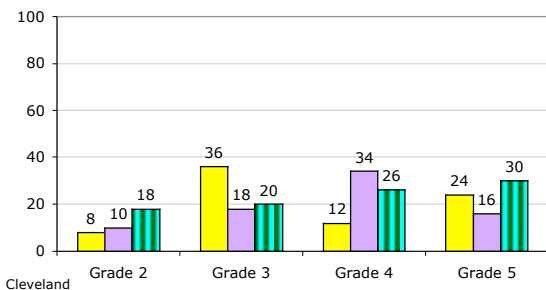
Cleveland ES STUDENT ACHIEVEMENT

CST English/Language Arts Grade Level Trends

% Students at Basic & Above



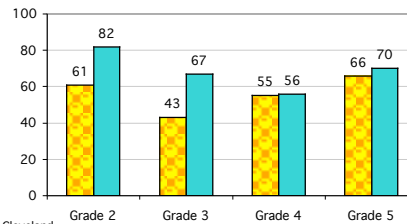
% Students at Proficient and Above



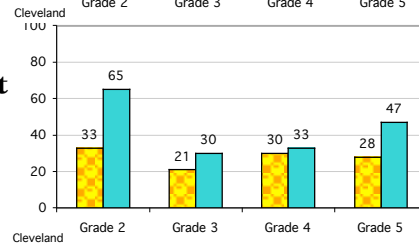
CST Math Grade Level Trends

2002 2003

% Students at Basic and Above



% Students at Proficient and Above



Spanish Assessment of Basic Education

Reference percentile	Grade 2		Grade 3		Grade 4		Grade 5	
	2001	02	01	02	01	02	01	02
Reading	71	79	89	77	59	81	84	61
Math	78	91	92	66	56	81	90	75
Language	79	85	88	58	58	82	88	55
Spelling	82	78	87	75	70	75	74	59

*10 or fewer students

Testing is done in the spring of the year.

State Assessments

API Data	2000-2001	2001-2002	2002-2003	2003-2004
Base API Score	574	648	625	666
Statewide Rank	3	4	3	3
Similar Schools Rank	4	7	2	3
Growth Target	11	8	9	7
Percent Tested in Spring	97 %	99 %	99 %	
Actual Growth	65	-33	58	
Growth API Score	639	615	683	

(Note: # indicates that no growth target was assigned in that year.)

School met all 2003 Adequate Yearly Progress (AYP) for Phase 1? No

Comparisons Comparison of school to District and State for each grade level

District Assessments

Percent of students at a performance level of 4 or higher

Writing California Writing Standards (Grade 4)		
2001	2002	2003
70.5%	87.8%	75.0%

Percent of students at Basic and above

Mathematics - MPA Math Performance Assessment (Grade 3)		
2001	2002	2003
78.0%	92.0%	84.0%

3 year trend data on performance assessments

Gr	2003 CST/ELA % students achieving at proficient or advanced level			2003 CST/Math % students achieving at proficient or advanced level			2003 CAT6 Reading % tested students scoring at or above 50th percentile (nat'l average)			2003 CAT6 Math % tested students scoring at or above 50th percentile (nat'l average)		
	School	District	State	School	District	State	School	District	State	School	District	State
2	18.0%	38%	36%	65.0%	54%	53%	29.0%	45%	46%	58.0%	61%	57%
3	20.0%	36%	33%	30.0%	52%	46%	23.0%	32%	34%	55.0%	58%	52%
4	26.0%	43%	39%	33.0%	48%	45%	26.0%	37%	35%	34.0%	54%	48%
5	30.0%	39%	36%	47.0%	37%	35%	26.0%	42%	41%	54.0%	53%	49%