

Dr. Charles R. Drew Elementary School

HIGHLIGHTS

50 Pomona Street, San Francisco, CA 94124

415-330-1526

Ms Cheryl Cotton, Principal

Principal's Introduction

At Dr. Charles R. Drew Elementary School, our primary goal is for all students to participate in activities that enhance their academic achievement and socio-emotional growth. We believe that all children are born learners, and that they come to school with a natural joy of learning.

Our staff fosters this joy by providing developmentally appropriate activities with an interdisciplinary focus and opportunities for active learning and exploration.

Last Year's Best Achievements

Last year saw an increase in API scores for African American students, improvements in writing, and an overall improvement in math testing.

School Snapshot

Current Student Enrollment: 230	Grade span: K-5
02/03 Average Daily Attendance: 90.9%	Accountability Act and Improvement Programs:
Title I/State Pre-K Program: No	CSRD Cohort 3
Children's Center/Childcare: No	
Student Uniforms: No	
Building (square feet): 54,100	
Year of Construction: 1974	

Key Elements of School Safety Plan

- a) Tobacco, drug, and violence prevention programs are implemented to provide students with positive choices that add to a healthy self-concept. Staff will receive training to assist them in implementing these programs.
- b) Staff members contribute to a plan which increases the traffic safety of the bus zone before school and at dismissal time.

Key Programs

- a) Tobacco, drug, and violence prevention programs provide students with positive choices that add to a healthy self-concept.
- b) Staff members contribute to a plan which increases the traffic safety of the bus zone before school and at dismissal time.
- c) The Outdoor Education Program sends 4th graders to Coloma and 5th graders to Karitas.
- d) Monthly Assemblies/Programs are held to enhance and integrate Language Arts skills with music.

Focus for Improvement

There is a focused effort toward improving literacy, math instruction, and parent involvement.

Opportunities for Parent Involvement

Contact Person-Name: Cheryl Cotton (Principal)

Phone: (415) 330 - 1526

- a) Weekly communication goes home through the Parent Newsletter, highlighting school activities and encouraging parent participation.
- b) Literacy and math workshops are presented by staff members, school-sponsored cultural events, and parent/teacher conferences.
- c) Opportunities are provided for decision-making involvement through participation in site councils, committees, and community meetings.


School Description

Dr. Charles R. Drew offers a challenging and exciting learning environment pre-Kindergarten through 5th grade. The academic program emphasizes active learning and problem solving with hands-on materials and projects. The teaching staff collaborate on an academically challenging curriculum. The early childhood program of the primary grades emphasizes literature-based reading instruction. The CELL/ EXLL program provides basic elements for our literacy program, with Write Time for Kids supplementing the writing component. Experiments in science, hands-on math instruction, interdisciplinary projects and field trips complete the basic academic program. Computer instruction is offered Pre-K - 5th grade. Literature is integrated with studies of students' ethnic heritage. Other special offerings include Orff instrumental music, visual and performing arts, AIMS Symphony project, a full computer lab, SF Ballet, and Project Oceans.

School Vision

The vision of Dr. Charles R. Drew Alternative School is to ensure that all of our students achieve to their maximum potential in all areas of the curriculum, sending them to sixth grade with high self-esteem, solid academic skills, and multi-ethnic friendships.

Student Demographics (Fall 2003)



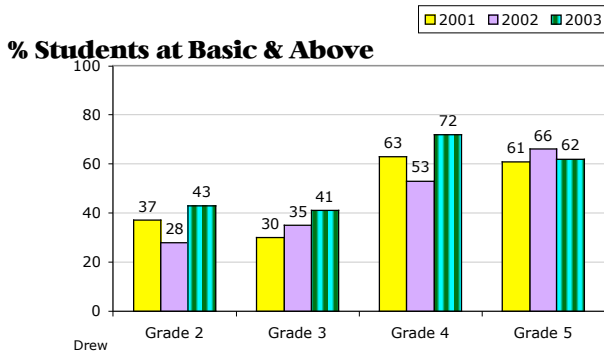
ELL 03: 8.3 %

EDY 03: 58.7 %

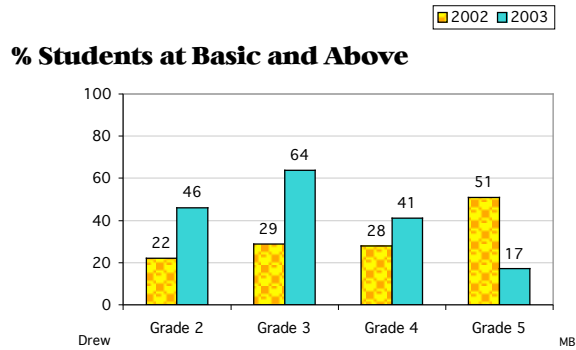
**These are selected highlights of the SARC. The complete SARC required by the California Department of Education can be seen at www.sfusd.edu under "school information."*

Drew ES STUDENT ACHIEVEMENT

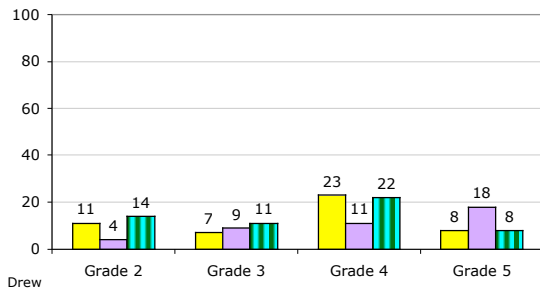
CST English/Language Arts Grade Level Trends



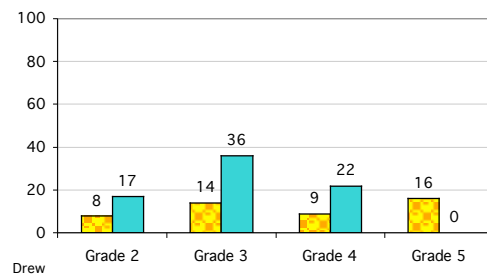
CST Math Grade Level Trends



% Students at Proficient and Above



% Students at Proficient and Above



Testing is done in the spring of the year.

State Assessments

API Data	2000-2001	2001-2002	2002-2003	2003-2004	
Base API Score	655	532	535	593	
Statewide Rank	5	2	1	1	(Note: # indicates that no growth target was assigned in that year.)
Similar Schools Rank	8	1	1	1	
Growth Target	7	13	13	10	
Percent Tested in Spring	99 %	97 %	99 %		
Actual Growth	-136	-3	61		
Growth API Score	519	529	596		

District Assessments

Percent of students at a performance level of 4 or higher

Writing California Writing Standards (Grade 4)		
2001	2002	2003
88.1%	48.8%	87.1%

Percent of students at Basic and above

Mathematics - MPA Math Performance Assessment (Grade 3)		
2001	2002	2003
45.0%	53.0%	85.0%

3 year trend data on performance assessments

School met all 2003 Adequate Yearly Progress (AYP) for Phase 1? No

Comparisons Comparison of school to District and State for each grade level

Gr	2003 CST/ELA % students achieving at proficient or advanced level			2003 CST/Math % students achieving at proficient or advanced level			2003 CAT6 Reading % tested students scoring at or above 50th percentile (nat'l average)			2003 CAT6 Math % tested students scoring at or above 50th percentile (nat'l average)		
	School	District	State	School	District	State	School	District	State	School	District	State
2	14.0%	38%	36%	17.0%	54%	53%	22.0%	45%	46%	43.0%	61%	57%
3	11.0%	36%	33%	36.0%	52%	46%	16.0%	32%	34%	43.0%	58%	52%
4	22.0%	43%	39%	22.0%	48%	45%	19.0%	37%	35%	35.0%	54%	48%
5	8.0%	39%	36%	0.0%	37%	35%	14.0%	42%	41%	14.0%	53%	49%