

# Dr. William L. Cobb Elementary School

# HIGHLIGHTS

2725 California Street, San Francisco, CA 94115

415-749-3505

Ms Susan Audap, Principal

## Principal's Introduction

My vision for Dr. Cobb children comes from many years as an educator here in California and in Asia, and my experiences as a mother, sister and daughter. I want for Dr. Cobb children what I want for my own: happiness and achievement at the highest levels – academically, socially, physically. Our children will carry with them for all times the messages and lessons we teach them – intellectual curiosity and love of learning, kindness and care for others, confidence that they can be good and happy citizens and parents, the importance of a healthy body and an active mind.

## Last Year's Best Achievements

Our First Literacy Festival celebrated all the ways literacy touches our lives. Children sat on quilts in the cafeteria, listening to a storyteller, gave Book Talks and took Hall Walks. Visitors commented on the work displayed with a confetti of post-its. The finale was a spelling bee.

## School Snapshot

Current Student Enrollment: 195	Grade span: K-5
02/03 Average Daily Attendance: 93.1%	Accountability Act and Improvement Programs:
Title I/State Pre-K Program: No	II/USP Cohort 3
Children's Center/Childcare: Yes	
Student Uniforms: Yes	
Building (square feet): 37,900	
Year of Construction: 1923	

## Key Elements of School Safety Plan

As an urban school, we have several plans for School Safety, depending on the event. Evacuation plans are in place and are practiced for fire, earthquake, and other emergencies. Faculty and staff have designated roles and they practice these during drills. Classified staff and out-of-classroom teachers have key roles. We have emergency provisions and family information on hand, and keep these up to date.

## Key Programs

As a small school of about 200 students, we have a caring, personal learning environment that depends on faculty and staff knowing children and their families well. We begin each day with an all school assembly that includes families. There is excellent cooperation between and among classes and teachers. We publish a student-written monthly newspaper distributed to all families, and we have an active garden program. We capitalize on the City in which we live with many curricular-related field trips. Volunteers from ages 15 to 80, from USAmerica Reads, from local high schools, and from our school community work with children throughout the day. Extended hours for library and computer lab provide added opportunities for children. Our Sports 4 Kids coordinator organizes playtime games and co-teaches PE with teachers.

## Focus for Improvement

Our community is intent on closing the achievement gap in reading as we have in math. Families, children, faculty and volunteers are all involved in the efforts!

## Opportunities for Parent Involvement

Contact Person-Name: Susan M. Audap, Principal

Phone: 415-749-3505

In addition to the School Site Council, made up of elected parents and community members, the Parent Teacher Club supports the school programs through community events, promoting parent involvement, and fundraising. Our Family Liaison works to ensure family involvement in the children's education, including Family Picnics, Grandparents' Day, and workshops on Math, Science, Literacy and more. Our Family Liaison and Family Resource Center provide support and direct services, activities, and referrals to other agencies.

## School Description


Named for a beloved San Francisco educator, Dr. William L. Cobb School provides a strong academic program for its students. Cobb was the first African-American principal in the San Francisco Unified School District, and the school that he led continues to celebrate his accomplishments as a courageous educator. There are 9 ELD, and 2 Special Day classes (K-5 Slingerland/ learning disabled) and full inclusion. Programs include iMAC lab and classroom computers, gardening & nutrition; Student Council; instrumental music, SF Symphony & Ballet School, resident poets & artists; monthly Academic Assemblies; junior coaches; student newspaper, service learning, Readathons, Spring Carnival.

We feel a special obligation to carry on Cobb's mission to care for and educate all children to the highest standard.

## School Vision

Our mission is to assure that all children reach maximum potential academically, socially and physically. We celebrate our diversity, building strong ties with families. We believe a child's early years are crucial in molding the child's future. Our instructional and support strategies allow children equal access to a first-rate education. We believe that our small school enables us to recognize and meet the needs of all students.

## Student Demographics (Fall 2003)



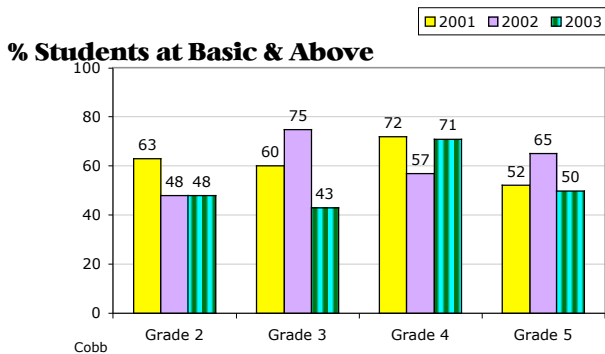
ELL 03: 11.3 %

EDY 03: 53.3 %

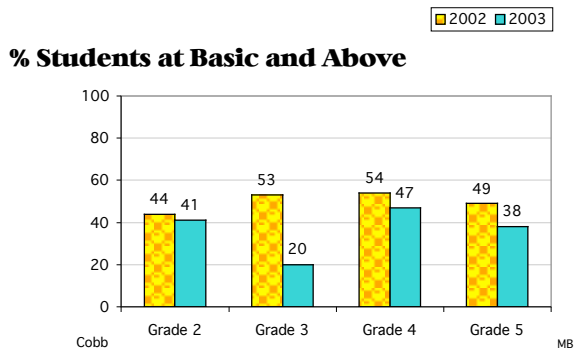
*\*These are selected highlights of the SARC. The complete SARC required by the California Department of Education can be seen at [www.sfusd.edu](http://www.sfusd.edu) under "school information."*

# Cobb ES STUDENT ACHIEVEMENT

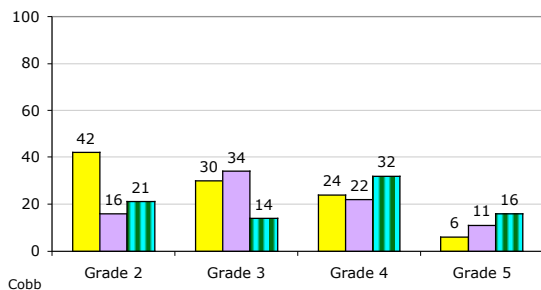
## CST English/Language Arts Grade Level Trends



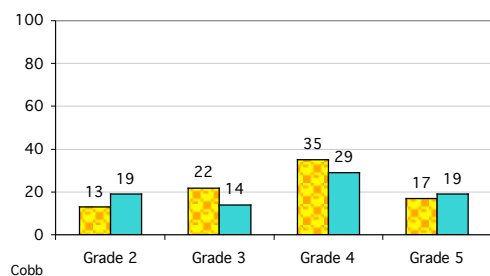
## CST Math Grade Level Trends



## % Students at Proficient and Above



## % Students at Proficient and Above



Testing is done in the spring of the year.

## State Assessments

API Data	2000-2001	2001-2002	2002-2003	2003-2004	
Base API Score	663	655	645	583	
Statewide Rank	5	5	4	1	(Note: # indicates that no growth target was assigned in that year.)
Similar Schools Rank	7	4	5	1	
Growth Target	7	7	8	11	
Percent Tested in Spring	97 %	97 %	99 %		
Actual Growth	-1	4	-9		
Growth API Score	662	659	636		

## District Assessments

Percent of students at a performance level of 4 or higher

Writing California Writing Standards (Grade 4)		
2001	2002	2003
80.9%	70.8%	87.5%

Percent of students at Basic and above

Mathematics - MPA Math Performance Assessment (Grade 3)		
2001	2002	2003
47.0%	87.0%	74.0%

3 year trend data on performance assessments

School met all 2003 Adequate Yearly Progress (AYP) for Phase 1? No

## Comparisons Comparison of school to District and State for each grade level

Gr	2003 CST/ELA % students achieving at proficient or advanced level			2003 CST/Math % students achieving at proficient or advanced level			2003 CAT6 Reading % tested students scoring at or above 50th percentile (nat'l average)			2003 CAT6 Math % tested students scoring at or above 50th percentile (nat'l average)		
	School	District	State	School	District	State	School	District	State	School	District	State
2	21.0%	38%	36%	19.0%	54%	53%	33.0%	45%	46%	42.0%	61%	57%
3	14.0%	36%	33%	14.0%	52%	46%	9.0%	32%	34%	17.0%	58%	52%
4	32.0%	43%	39%	29.0%	48%	45%	29.0%	37%	35%	35.0%	54%	48%
5	16.0%	39%	36%	19.0%	37%	35%	22.0%	42%	41%	31.0%	53%	49%