

# Cesar Chavez Elementary School

# HIGHLIGHTS

825 Shotwell Street, San Francisco, CA 94110

415-695-5765

Dr. Lance Tagomori, Principal

## Principal's Introduction

As the principal of Cesar Chavez School, I welcome visitors and community members to tour our campus. Our school community strives for excellence in academic achievement, respect for diversity, strength in character and personal growth. We focus on a rigorous academic program of reading, writing, math, and science. Our dedicated, caring staff works collaboratively to provide a safe, nurturing learning environment.

## Last Year's Best Achievements

- Improved Writing and Math Scores on the California Standards Test
- Improved student attendance

## School Snapshot

Current Student Enrollment: 372	Grade span: Pre K-5
02/03 Average Daily Attendance: 93.3%	Accountability Act and Improvement Programs:
Title I/State Pre-K Program: Yes	
Children's Center/Childcare: No	
Student Uniforms: Yes	
Building (square feet): 49,100	
Year of Construction: 1926	

## Key Elements of School Safety Plan

The school has an organized Safety Committee composed of parents, staff and community members. The Committee meets monthly to ensure the safety of students and staff. Disaster Drills are practiced once per quarter and fire drills are practiced once per month. Teachers and staff are trained in TRIBES to promote positive behavior by all students. The school and classrooms are neat and orderly which promotes a positive learning environment for students.

## Key Programs

- ELD, Eng + Spanish, Eng + Chinese
- Deaf Education Program
- Headstart, Pre Kindergarten Program
- RSP, Inclusion, and Special Day Class
- School Garden Education Program
- PC Computer Lab and Classroom Technology Program
- After School Extended Learning Program
- Schoolwide beautification days
- Safety Committee (parents and staff)
- Student Advisor works with students and parents to promote positive home-school communication.

## Focus for Improvement

- Improving Reading Comprehension skills
- Improving Writing Skills

## Opportunities for Parent Involvement

Contact Person-Name: German Martinez

Phone: 415-695-5765

Parents are encouraged to volunteer in the classroom, join the Parent Organization, School Site Council, Bilingual Advisory Committee, School Advisory Committee, and Pre K Advisory Committee. They are also encouraged to participate in field trips and other schoolwide cultural activities.

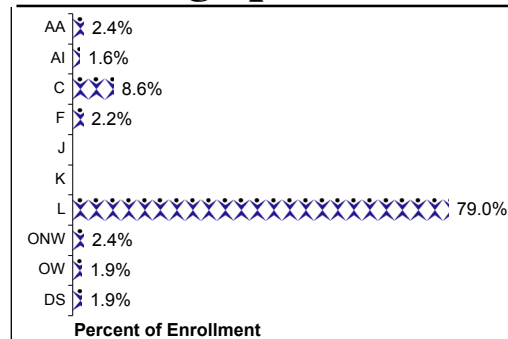
## School Description

Driving through the heart of the Mission District, it is difficult to miss the rich and vibrant murals of Cesar Chavez Elementary School. Incorporated in these multicolored images are the core values that this school community strives for: excellence in academic achievement, respect for diversity, and strength in character and personal growth. We focus on a rigorous academic program emphasizing reading, writing, math, science and the arts. Our dedicated and caring staff of teachers and support staff work together to provide a safe and nurturing environment for learning. Partnering our efforts with a committed parent community, Cesar Chavez Elementary School, like it's namesake, works toward a better future for all our children.

## School Vision

Cesar Chavez is a community of lifelong learners. We incorporate and integrate academic skills, knowledge of subjects, leadership development and appreciation of our rich, diverse community.

## Student Demographics (Fall 2003)



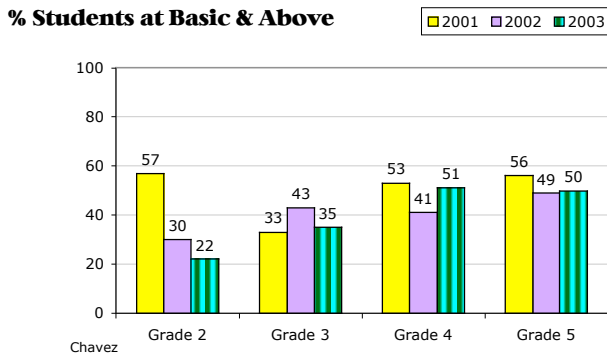
ELL 03 72.3 %

EDY 03: 59.1 %

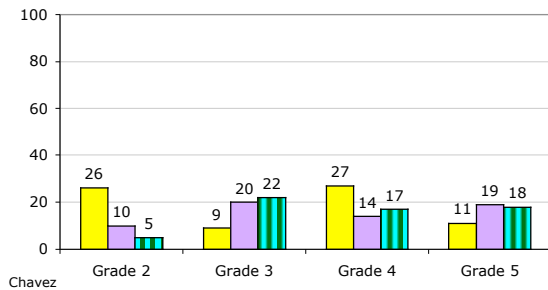
*\*These are selected highlights of the SARC. The complete SARC required by the California Department of Education can be seen at [www.sfusd.edu](http://www.sfusd.edu) under "school information."*

# Chavez ES STUDENT ACHIEVEMENT

## CST English/Language Arts Grade Level Trends

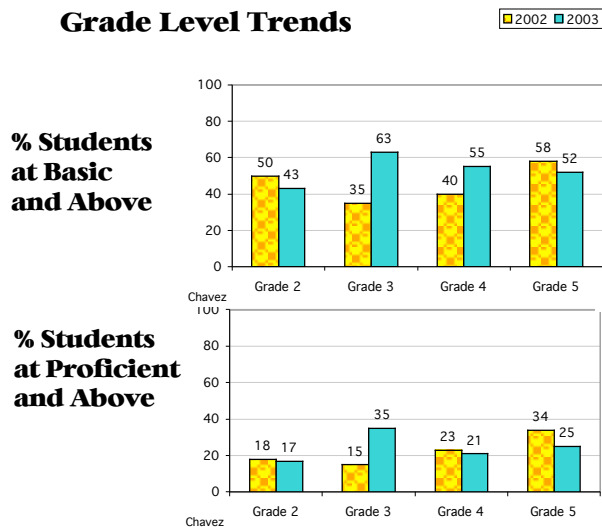


## % Students at Proficient and Above



Testing is done in the spring of the year.

## CST Math Grade Level Trends



## Spanish Assessment of Basic Education

Reference percentile	Grade 2		Grade 3		Grade 4		Grade 5	
	2001	02	01	02	01	02	01	02
Reading	70	54	61	58	62	62	70	69
Math	76	55	51	55	76	49	73	77
Language	62	50	61	57	56	54	78	73
Spelling	62	60	66	51	52	54	65	52

\*10 or fewer students

## State Assessments

API Data	2000-2001	2001-2002	2002-2003	2003-2004
Base API Score	540	606	579	596
Statewide Rank	2	3	2	1
Similar Schools Rank	3	5	2	1
Growth Target	13	10	11	10
Percent Tested in Spring	93 %	96 %	99 %	
Actual Growth	54	-39	26	
Growth API Score	<b>594</b>	<b>567</b>	<b>605</b>	

(Note: # indicates that no growth target was assigned in that year.)

School met all 2003 Adequate Yearly Progress (AYP) for Phase 1? No

## District Assessments

Percent of students at a performance level of 4 or higher

Writing California Writing Standards (Grade 4)		
2001	2002	2003
80.3%	59.4%	70.1%

Percent of students at Basic and above

Mathematics - MPA Math Performance Assessment (Grade 3)		
2001	2002	2003
68.0%	89.0%	77.0%

3 year trend data on performance assessments

## Comparisons Comparison of school to District and State for each grade level

Gr	2003 CST/ELA			2003 CST/Math			2003 CAT6 Reading			2003 CAT6 Math		
	School	District	State	School	District	State	School	District	State	School	District	State
2	5.0%	38%	36%	17.0%	54%	53%	11.0%	45%	46%	33.0%	61%	57%
3	22.0%	36%	33%	35.0%	52%	46%	22.0%	32%	34%	40.0%	58%	52%
4	17.0%	43%	39%	21.0%	48%	45%	10.0%	37%	35%	32.0%	54%	48%
5	18.0%	39%	36%	25.0%	37%	35%	25.0%	42%	41%	35.0%	53%	49%