

West Portal Elementary School

HIGHLIGHTS

5 Lenox Way, San Francisco, CA 94127

415-759-2846

Mr. William Lucey, Principal

Principal's Introduction

The staff at West Portal School is dedicated to providing the best educational program which promotes academic excellence and builds self-esteem. West Portal is a caring community which is committed to high academic standards and willingly assumes the responsibility to see that every child realizes their potential. The partnership of students, staff and parents that has been formed at West Portal is the driving force of our school.

Last Year's Best Achievements

We are proud of our API ranking of 868 which is an 11 point growth from last year. All our subgroups showed gains in both Reading and Math on the CAT6 Test.

School Snapshot

Current Student Enrollment:	553	Grade span:	K-5
02/03 Average Daily Attendance:	96.9%	Accountability Act and	Improvement Programs:
Title I/State Pre-K Program:	No		
Children's Center/Childcare:	No		
Student Uniforms:	No		
Building (square feet):	44,700		
Year of Construction:	1927		

Key Elements of School Safety Plan

- Up-to-date emergency plan to insure the safety and security of the students and staff .
- Professional development in fostering a safe and nurturing learning environment for students.
- Health and safety education for all students, including tobacco, drug and violence prevention.
- Community agreements that promote self-discipline and respect for others.
- Maintenance of the cleanliness in our school facilities.

Key Programs

- Chinese Language Immersion Program
- Library Program
- Computer Program
- GATE Program
- Inclusion Program
- Master Teachers Program – SFSU, National University
- Instrumental Music (Gr. 4/5), Music & Art Program (All Grades)
- Multicultural Class Activities and Celebrations
- Poets in the School/ Leap Imagination in Learning
- Perceptual Motor Program K-1, P.E. Program 2nd-5th grade
- Student Council, Buddy Program
- Paraprofessional Support for English Language Learners
- Student Success Team

Focus for Improvement

Our focus this year is to continue improving Reading Comprehension, writing and writing skills.

Opportunities for Parent Involvement

Contact Person-Name: Rose Lacy

Phone: (415) 759-2846

Parents/Guardians automatically become members of the West Portal Parents Club when their children are enrolled. The Parents Club plays a vital role in the school. Members meet monthly. They volunteer in the classrooms, go on field trips, work in the library, plan class festivities, share in decision making, support the instructional program, and serve as curriculum resources.


School Description

West Portal consists of a General Education program strand that presently includes 17 classrooms and a Chinese Immersion program strand that includes 8 classrooms. The General Education program is known for its developmentally appropriate practices, and for the ability of teachers to incorporate science, and cultural and artistic enrichment into the curriculum. Our Chinese two-way language immersion alternative program has provided a Cantonese bilingual and cultural education at West Portal since 1984. Our vision for students is that they will strive to reach their full potential, create their own visions and welcome responsibilities and challenges. An exemplary nonprofit childcare is available through West Portal CARE.

School Vision

The mission of West Portal Elementary School, a supportive, nurturing, lifelong learning community for children and adults, is to enable students to be self-directed achievers, reaching their full potential by gaining a knowledge base, and finding joy and value in learning in a rich, meaning-centered, hands-on, rigorous curriculum in an active learning environment.

Student Demographics (Fall 2003)



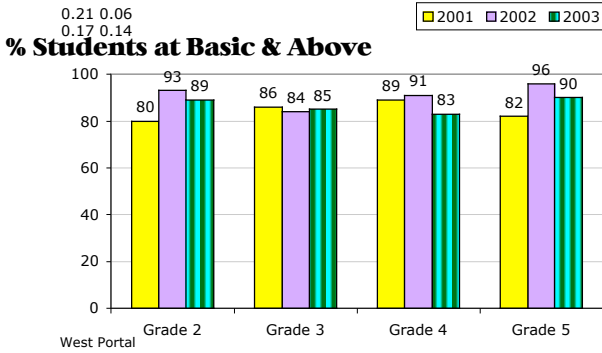
ELL 03: 28 %

EDY 03: 18.4 %

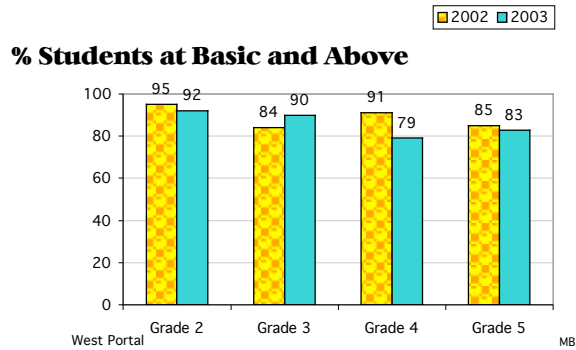
**These are selected highlights of the SARC. The complete SARC required by the California Department of Education can be seen at www.sfusd.edu under "school information."*

West Portal ES STUDENT ACHIEVEMENT

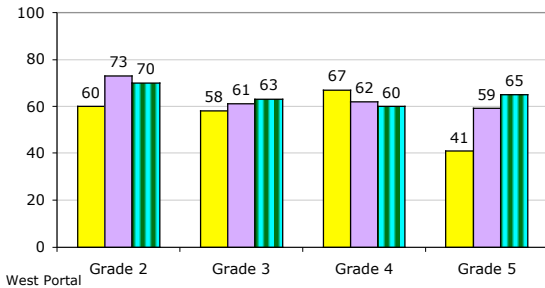
CST English/Language Arts Grade Level Trends



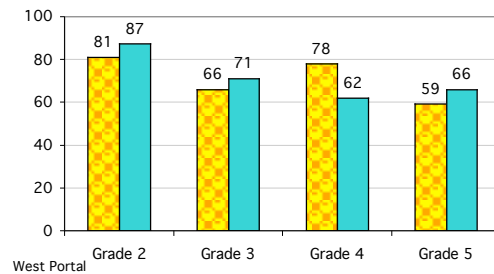
CST Math Grade Level Trends



% Students at Proficient and Above



% Students at Proficient and Above



Testing is done in the spring of the year.

State Assessments

API Data	2000-2001	2001-2002	2002-2003	2003-2004
Base API Score	820	823	857	836
Statewide Rank	9	9	10	9
Similar Schools Rank	7	5	9	3
Growth Target	#	A	A	A
Percent Tested in Spring	99 %	100 %	100 %	
Actual Growth	13	46	11	
Growth API Score	833	869	868	

(Note: # indicates that no growth target was assigned in that year.)

District Assessments

Percent of students at a performance level of 4 or higher

Writing California Writing Standards (Grade 4)		
2001	2002	2003
95.7%	90.9%	92.8%

Percent of students at Basic and above

Mathematics - MPA Math Performance Assessment (Grade 3)		
2001	2002	2003
90.0%	98.0%	98.0%

3 year trend data on performance assessments

School met all 2003 Adequate Yearly Progress (AYP) for Phase 1? Yes

Comparisons Comparison of school to District and State for each grade level

Gr	2003 CST/ELA			2003 CST/Math			2003 CAT6 Reading			2003 CAT6 Math		
	School	District	State	School	District	State	School	District	State	School	District	State
2	70.0%	38%	36%	87.0%	54%	53%	70.0%	45%	46%	91.0%	61%	57%
3	63.0%	36%	33%	71.0%	52%	46%	68.0%	32%	34%	77.0%	58%	52%
4	60.0%	43%	39%	62.0%	48%	45%	60.0%	37%	35%	67.0%	54%	48%
5	65.0%	39%	36%	66.0%	37%	35%	61.0%	42%	41%	75.0%	53%	49%