

# Argonne Elementary School

# HIGHLIGHTS

Ms Robin Sharp, Principal

680 18th Avenue, San Francisco, CA 94121  
415-750-8460

## Principal's Introduction

Argonne is a wonderful community of families that care about each other, dedicated teachers that spend hours preparing for their students, and after school programs offering tutoring and lively recreation for our students. Our teachers extend the district curriculum with relevant multiple intelligence based lessons. The building is alive with enthusiastic students who like to learn and have the opportunity to do just that through many different types of learning experiences both in school and away. The Argonne halls are beautiful with the creative work of our students.

## Last Year's Best Achievements

Our school API score rose from to 831 this last year. We met both our API and AYP goals. Our students went on overnight educational trips, performed at city events, exhibited their art, and created a poetry anthology. We had a whole school Multicultural Open House in April.

## School Snapshot

2004/2005 Student Enrollment: 405  
03/04 Average Daily Attendance: 96.6%  
Title I/State Pre-K Program: No  
Children's Center/Childcare: No  
Student Uniforms: No  
Building (square feet): 51,480  
Year of Construction: 1997

Grade span: K-5  
Accountability Act and Improvement Programs:

## Key Elements of School Safety Plan

1. To ensure a safe, secure school learning environment.
2. To implement tobacco, drug and violence prevention programs mandated by district.
3. To develop a program for self-esteem building and kindness to others.
4. To provide a variety of activities/events celebrating the cultural diversity of our student body and city throughout the school year.
5. Argonne has implemented an anti-bullying program and another program to increase awareness of personal social responsibility.
6. All fourth and fifth grade students participate in a schoolwide volunteer program.

## Key Programs

All teachers have been trained in the conflict management program "Talk It Out". There are many opportunities for students to participate in leadership activities. We have a Student Council, Talk It Out Managers, School Wide Volunteer program, and a Student Advisory Committee. Each class participates in our Reading/Math Classroom Buddies program. Our school has a wonderful arts enrichment program which includes dance and movement, visual, and performing arts. All fourth and fifth grade students go to the Marin Headlands Institute for an overnight outdoor education trip. After school, students may choose to participate in Academic Chess, Piano Keyboarding, Science Club and Dance.

## Focus for Improvement

- Reading Comprehension and Vocabulary Development
- Step up to Writing
- Math Number Sense and Problem Solving

## Opportunities for Parent Involvement

Contact Person-Name: Tina Pasquinzo

Phone: 750-8460

Our governance model allows for families to be involved in all of the operations of the school. Our governing committees are made up of parents and teachers. As members of our decision making processes, the parents of Argonne help to determine our school's academic focus and budget expenditures. Parents volunteer in classrooms, go on field trips, and organize school events. Family members are always welcome in the school.


## School Description

Argonne Year Round Alternative School provides an academic program based on core values of interdisciplinary teaching, multiple intelligences theory, and the development of creative and critical thinking. The school year runs from July through June. This extended calendar provides more time for an enriched educational program with less need for review. Teachers meet regularly to design their curriculum, aligning it to standards and implementing new strategies to enable all students to be successful. The Argonne community has a strong shared decision-making structure which actively includes parents.

## School Vision

We envision Argonne students who desire and have the ability to utilize their minds in a critical, creative manner, neither fearful to experiment with new ideas nor afraid to make a mistake. Our students celebrate likenesses and differences in the people who surround them and show wonder and delight in their own ethnic and cultural heritage.

## Student Demographics (Fall 2004)



*\*These are selected highlights of the SARC. The complete SARC required by the California Department of Education can be seen at [www.sfusd.edu](http://www.sfusd.edu) under "school information."*

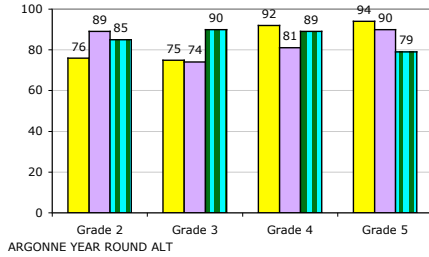
# Argonne ES STUDENT ACHIEVEMENT

## State Assessments

### CST English/Language Arts Grade Level Trends

2002 2003 2004

#### % Students at Basic & Above

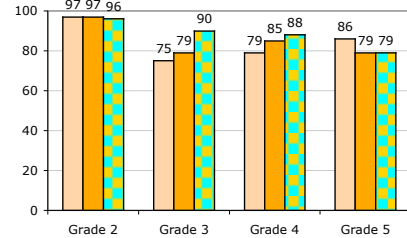


ARGONNE YEAR ROUND ALT

### CST Math Grade Level Trends

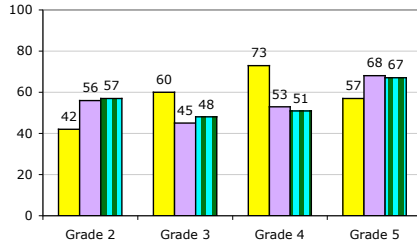
2002 2003 2004

#### % Students at Basic and Above



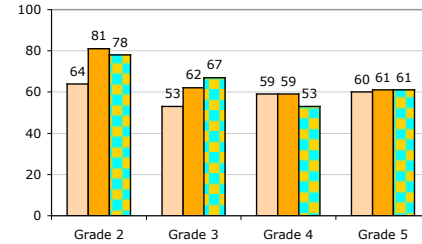
ARGONNE YEAR ROUND ALT

### % Students at Proficient and Above



ARGONNE YEAR ROUND ALT

### % Students at Proficient and Above



ARGONNE YEAR ROUND ALT

Testing is done in the spring of the year.

### API Data

	2000-2001	2001-2002	2002-2003	2003-2004
Base API Score	781	819	816	829
Statewide Rank	8	9	9	9
Similar Schools Rank	3	5	4	4
Growth Target	1	A	A	A
Percent Tested in Spring	99 %	99 %	99 %	100 %
Actual Growth	50	4	4	2
Growth API Score	831	823	820	831

(Note: A indicates that no growth target was assigned in that year.)

School met all 2004 Adequate Yearly Progress (AYP) for Phase 1? Yes

Percent of students at a performance level of 4 or higher

Writing California Writing Standards (Grade 4)		
2002	2003	2004
95.3%	86.0%	74.2%

### CAT6 - 2 year trend

Reading NPR		Math NPR	
2003	2004	2003	2004
56	57	71	69

3 year trend data on performance assessments

## Comparisons Comparison of school to District and State for each grade level

### 2004 CST/ELA

% students achieving at proficient or advanced level

Gr	School	District	State
2	57%	38%	36%
3	48%	33%	30%
4	51%	43%	40%
5	67%	46%	40%

### 2004 CST/Math

% students achieving at proficient or advanced level

School	District	State
78%	55%	51%
67%	52%	48%
53%	49%	45%
61%	40%	38%

### 2004 CAT6 Reading

% tested students scoring at or above 50th percentile (nat'l average)

School	District	State
70%	47%	47%
54%	33%	35%
51%	37%	36%
64%	42%	41%

### 2004 CAT6 Math

% tested students scoring at or above 50th percentile (nat'l average)

School	District	State
79%	63%	59%
72%	56%	54%
61%	54%	49%
69%	55%	50%