

# Bessie Carmichael Elementary School /Filipino Education Center

# HIGHLIGHTS

375 7th Street, San Francisco, CA 94103  
415-355-6916

Mr. Jeffrey T. Burgos, Principal

## Principal's Introduction

Welcome to Bessie Carmichael Elementary School/Filipino Education Center (FEC)—indeed a gem at San Francisco's South of Market Area (SOMA)! We are extremely proud to announce our official move to our brand new state-of-the-art facility at 375 7th Street. Our school exudes an extraordinary charm which springs forth from the nurturing and caring environment each student, staff member, parent, and community member helps create providing an atmosphere conducive for growth and learning. We invite you to come and visit our school to personally experience our wonderful community!

## Last Year's Best Achievements

Our test scores continue to go up! Meeting all our Adequate Yearly Progress (AYP) targets, along with the 23 point increase in our API score, we remain to work hard to improve student achievement at our school. Our Reading First assessment scores placed us 25th out of 667 Reading First schools statewide.

## School Snapshot

2004/2005 Student Enrollment: 383  
03/04 Average Daily Attendance: 92.2%  
Title I/State Pre-K Program: No  
Children's Center/Childcare: No  
Student Uniforms: No  
Building (square feet): 58,000  
Year of Construction: 1955

Grade span: K-5  
Accountability Act and Improvement Programs:  
Program Improvement

## Key Elements of School Safety Plan

We have successfully launched our Positive Behavior Support Plan this school year. Our schoolwide rules focus on three overarching rules: BE SAFE, BE RESPONSIBLE AND BE RESPECTFUL. The school community works closely together to consistently implement the rules to ensure the safety and well-being of our students. The School Resource Officer is an active member of our community who regularly visits and discusses the importance of citizenship with our students. Our brand new facility is equipped with security cameras / monitors to ensure the safety of everybody on campus. Regularly scheduled safety drills are conducted to make sure that everybody knows the procedures in cases of emergency. Our Emergency/Crisis Response Team meets, discusses and reviews procedures periodically to ensure campus safety at all times. The Principal, Elementary Advisor, and staff members provide close supervision at all times

## Key Programs

Our school offers a regular English Language Development Program, a Spanish Bilingual Program and the only Filipino Bilingual Program in the district as well as in the nation. In efforts to improve literacy, all three programs receive additional resources and we receive professional development as a designated Reading First school. We proudly offer enriched Music and Arts instruction with our Artist in Residency program and the Adventures in Music Program sponsored by the San Francisco Symphony. Supplementing our rich curriculum are the following programs: Junior Achievement, Music Instrumental Program, ArtSpan, Banking for the Future Program. We also have our newly instituted Parent/Community Outreach Program, staffed by Edgewood, as we closely work with our families and the community to address the needs of all our students.

## Focus for Improvement

We are committed to continue all efforts to improve student achievement. Resources have been earmarked to address the needs of our underperforming students. Reading comprehension and writing skills are our schoolwide focus areas for improvement.

## Opportunities for Parent Involvement

**Contact Person-Name:** Bobbie Washington, Annalyn Molina, Norma Carrera

**Phone:** 415-355-6916

We strongly believe in the home-school partnership to provide our students optimal learning opportunities within and beyond the four corners of our campus. We highly encourage parents and guardians to be actively involved in the education of their children. There is a designated Parent Room at the school where resources are made available to all those who come and visit. For information on how to be actively involved at school, parents may contact Principal Jeffrey Burgos, Student Advisor Ms. Bobbie Washington, School Site Council Members Ms. Norma Carrera and Ms. Annalyn Molina at 356-6916.


## School Description

Rich in cultural diversity, Bessie Carmichael Elementary School/Filipino Education Center is a treasure in the heart of the South of Market Area (SOMA). Our nurturing, loving and caring campus is home to programs which focus on the development of the whole child. Our curricular programs, all designed to provide students interactive and hands-on learning for students acquiring English as a Second Language, include the English Language Development (ELD), Spanish Bilingual, and the only Filipino Bilingual and Filipino Newcomer Programs at San Francisco Unified School District.

## School Vision

We at the Bessie Carmichael School/Filipino Education Center are committed to the creation of a caring atmosphere that stimulates learning. We strive to have all students reach their fullest potential and be respectful of themselves and others.

## Student Demographics (Fall 2004)



*\*These are selected highlights of the SARC. The complete SARC required by the California Department of Education can be seen at [www.sfusd.edu](http://www.sfusd.edu) under "school information."*

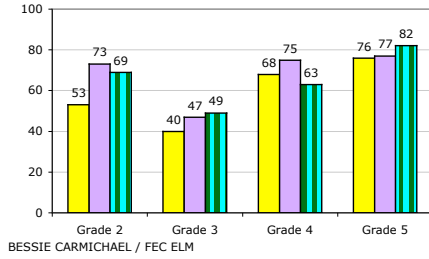
# Bessie / FEC STUDENT ACHIEVEMENT

## State Assessments

### CST English/Language Arts Grade Level Trends

2002 2003 2004

#### % Students at Basic & Above

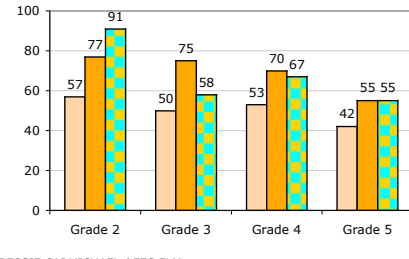


BESSIE CARMICHAEL / FEC ELM

### CST Math Grade Level Trends

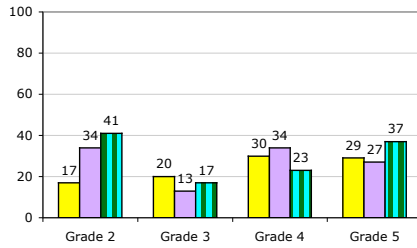
2002 2003 2004

#### % Students at Basic and Above



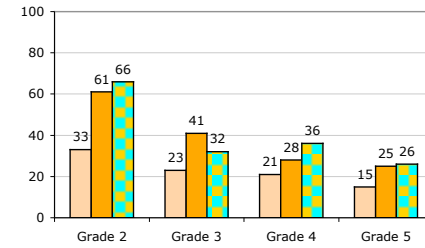
BESSIE CARMICHAEL / FEC ELM

#### % Students at Proficient and Above



BESSIE CARMICHAEL / FEC ELM

#### % Students at Proficient and Above



BESSIE CARMICHAEL / FEC ELM

Testing is done in the spring of the year.

### API Data

	2000-2001	2001-2002	2002-2003	2003-2004
Base API Score	639	660	644	695
Statewide Rank	5	5	4	4
Similar Schools Rank	7	6	2	1
Growth Target	8	7	8	5
Percent Tested in Spring	97 %	99 %	97 %	100 %
Actual Growth	29	-23	57	18
Growth API Score	668	637	701	713

(Note: A indicates that no growth target was assigned in that year.)

Percent of students at a performance level of 4 or higher

Writing California Writing Standards (Grade 4)		
2002	2003	2004
71.4%	85.7%	69.4%

### CAT6 - 2 year trend

Reading NPR		Math NPR	
2003	2004	2003	2004
34	34	47	55

3 year trend data on performance assessments

School met all 2004 Adequate Yearly Progress (AYP) for Phase 1? Yes

## Comparisons Comparison of school to District and State for each grade level

### 2004 CST/ELA

% students achieving at proficient or advanced level

Gr	School	District	State
2	41%	38%	36%
3	17%	33%	30%
4	23%	43%	40%
5	37%	46%	40%

### 2004 CST/Math

% students achieving at proficient or advanced level

School	District	State
66%	55%	51%
32%	52%	48%
36%	49%	45%
26%	40%	38%

### 2004 CAT6 Reading

% tested students scoring at or above 50th percentile (nat'l average)

School	District	State
61%	47%	47%
12%	33%	35%
16%	37%	36%
27%	42%	41%

### 2004 CAT6 Math

% tested students scoring at or above 50th percentile (nat'l average)

School	District	State
69%	63%	59%
46%	56%	54%
51%	54%	49%
49%	55%	50%