

Bryant Elementary School

HIGHLIGHTS

1050 York Street, San Francisco, CA 94110
415-695-5780

Mr. Carlos Ulloa, Principal

Principal's Introduction

Raising student achievement at Bryant Elementary School is our primary goal. Our nurturing environment and standards based instruction support the developmental needs of all children. Our goal is to raise academic achievement that builds upon the strengths of each child. With high expectations and consistent parent support all students at Bryant will thrive and succeed academically.

Last Year's Best Achievements

- Increase in math and language arts scores on the CAT-6, CWT, CST and MPA
- Literacy tutoring project targeting students needing extra help
- Creation of the leveled book room to support literacy and differentiated instruction

School Snapshot

2004/2005 Student Enrollment: 229
03/04 Average Daily Attendance: 94.1%
Title I/State Pre-K Program: Yes
Children's Center/Childcare: Yes
Student Uniforms: Yes
Building (square feet): 33,100
Year of Construction: 1979

Grade span: PreK-5
Accountability Act and Improvement Programs: Program Improvement

Key Elements of School Safety Plan

Through professional development in Conflict Management, TRIBES, health education and Crisis Management our staff provides a safe, secure, and nurturing learning environment. To help our students maintain a healthy lifestyle, our curriculum includes lessons in tobacco, drug, alcohol and violence prevention. The home-school connection is strengthened through monthly parent workshops that support student achievement and well being.

Key Programs

- Differentiated instruction for all students in all subject areas.
- Spanish bilingual (K-3) and English Language Development (K-5) instruction to support language development.
- Implementing state curriculum and performance standards.
- Providing professional development for all staff to meet the individual needs of all students.
- Schoolwide Conflict Management training of teachers and students; students become conflict managers.
- Friday morning greeting assembly.
- Student motivational incentives: Student of the Month Assembly, Principal's Award, Academic Award, Citizenship Award, Perfect Attendance Award, Monthly Breakfast of Champions and Monday Sundaes.
- Instituto Familiar-on site mental health services.

Focus for Improvement

All students will read at their appropriate grade level through the improvement of the literacy teaching/learning process. Teachers and staff will participate in ongoing, schoolwide and grade level staff development in language arts.

Opportunities for Parent Involvement

Contact Person-Name: Carlos Ulloa

Phone: 415 695-5780

Our Parent Liaison and Outreach Consultant organize work with parents/caregivers and community members to volunteer in classrooms, go on field trips and work in the library. The Parent Association helps sponsor our Annual Book and Family Festival and Summer Reading Kick-Off in May. Parents also coordinate additional fundraisers to sponsor and support classroom field trips. Our monthly schoolwide parent education workshops support student academic achievement and student well being.


School Description

Bryant School is a K-5 school located in the heart of San Francisco's Mission District. Our small two story school has colorful murals and brightens the inner city street on which it is located. A dedicated staff and long hours of operation herald Bryant as a constant force in bettering the lives of our families. Bryant Child Development Center provides both preschool and extended day school age care. An Expanded Learning Grant and the Boy's and Girl's Club augments our afterschool program offerings. Bryant provides an active learning environment for students, parents, and teachers. Every classroom engages students in hands-on activities, from Science/Mathematics through Language Arts. English Language Development (ELD) classes and Spanish bilingual classes help meet the linguistic needs of our student population.

School Vision

Bryant Elementary School's high expectations for staff, parents, caregivers, and students foster creativity and academic excellence. Bryant emphasizes inclusiveness and creates a welcome environment for all families, cultures and languages.

Student Demographics (Fall 2004)



**These are selected highlights of the SARC. The complete SARC required by the California Department of Education can be seen at www.sfusd.edu under "school information."*

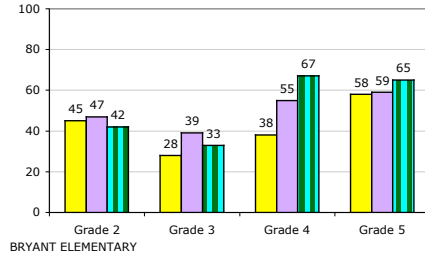
Bryant ES STUDENT ACHIEVEMENT

State Assessments

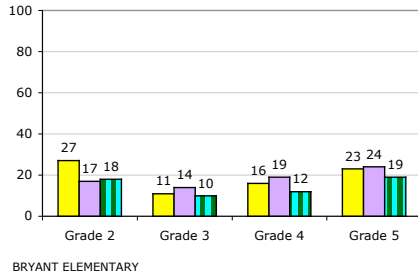
CST English/Language Arts Grade Level Trends

2002 2003 2004

% Students at Basic & Above



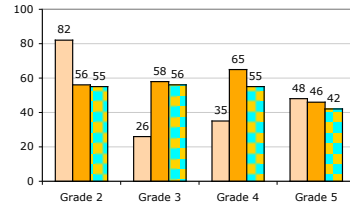
% Students at Proficient and Above



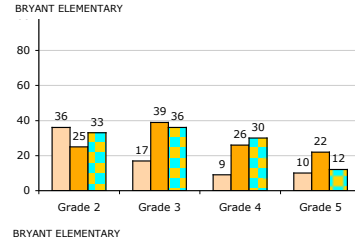
CST Math Grade Level Trends

2002 2003 2004

% Students at Basic and Above



% Students at Proficient and Above



Spanish Assessment of Basic Education

Reference percentile	Grade 2		Grade 3		Grade 4		Grade 5	
	2003	04	03	04	03	04	03	04
Reading	70	73	71	70				
Math	66	76	86	81				
Language	75	74	78	75				
Spelling	73	78	67	71				

*10 or fewer students

Testing is done in the spring of the year.

API Data

	2000-2001	2001-2002	2002-2003	2003-2004
Base API Score	596	594	573	623
Statewide Rank	4	3	2	2
Similar Schools Rank	5	4	3	4
Growth Target	10	10	11	9
Percent Tested in Spring	100 %	100 %	100 %	100 %
Actual Growth	-5	-25	66	2
Growth API Score	591	569	639	625

(Note: A indicates that no growth target was assigned in that year.)

School met all 2004 Adequate Yearly Progress (AYP) for Phase 1? No

3 year trend data on performance assessments

Writing California Writing Standards (Grade 4)			
2002	2003	2004	
81.3%	81.8%	57.6%	

Percent of students at a performance level of 4 or higher

CAT6 - 2 year trend			
Reading NPR		Math NPR	
2003	2004	2003	2004
22	26	44	38

Comparisons Comparison of school to District and State for each grade level

2004 CST/ELA

% students achieving at proficient or advanced level

2004 CST/Math

% students achieving at proficient or advanced level

2004 CAT6 Reading

% tested students scoring at or above 50th percentile (nat'l average)

2004 CAT6 Math

% tested students scoring at or above 50th percentile (nat'l average)

Gr	2004 CST/ELA			2004 CST/Math			2004 CAT6 Reading			2004 CAT6 Math		
	School	District	State	School	District	State	School	District	State	School	District	State
2	18%	38%	36%	33%	55%	51%	15%	47%	47%	39%	63%	59%
3	10%	33%	30%	36%	52%	48%	18%	33%	35%	36%	56%	54%
4	12%	43%	40%	30%	49%	45%	21%	37%	36%	36%	54%	49%
5	19%	46%	40%	12%	40%	38%	27%	42%	41%	19%	55%	50%