

Clarendon Elementary School

HIGHLIGHTS

Mr. Andrew Dauch, Principal

500 Clarendon Avenue, San Francisco, CA 94131
415-759-2796

Principal's Introduction

Andrew Dauch is the Principal at Clarendon Elementary. Previously, he served as the Assistant Principal at Lakeshore Alternative Elementary. Before his transition into administration he was an elementary school teacher. He taught grades 2nd through 5th. He was also a special day class teacher at McKinley Elementary. Andrew also served the community as a therapist working with both adults, adolescents and children. He comes from a family of educators: his father was an elementary school principal for 25 years, while his mother was an elementary school teacher for 32 years.

Last Year's Best Achievements

- Attained API goals for the fifth consecutive year
- National grants and awards for Japanese and Italian language instruction

School Snapshot

2004/2005 Student Enrollment: 583
03/04 Average Daily Attendance: 97.4%
Title I/State Pre-K Program: No
Children's Center/Childcare: No
Student Uniforms: No
Building (square feet): 39,500
Year of Construction: 1962

Grade span: K-5
Accountability Act and Improvement Programs:

Key Elements of School Safety Plan

1. Preparation and maintenance of emergency supplies and resources
2. Disaster reaction, evacuation, triage and treatment
3. Staff training in basic and advanced first aid
4. Safety committee comprised of administration, faculty, and parents plans and coordinates safe school events.

Key Programs

1. Excellent instruction in core curriculum in all 26 classrooms.
2. Close parent and community participation in all classrooms and site activities.
3. Conflict and Playground Manager Program to promote student leadership.
4. Environmental awareness and protection.
5. Focus on integrating student, teacher and family accountability and leadership.
6. Supplemental programs in Music, Visual and Performing Arts, Ballet, Languages, and P.E.

Focus for Improvement

Increase our effectiveness teaching standards-based math and writing skills.

Opportunities for Parent Involvement

Contact Person-Name: Chris Arenas, Parent Liaison

Phone: 415-759-2801

Instructional support, schoolwide activities and celebrations, governance through participation in parent groups and site council, and fundraising.


School Description

Clarendon Elementary School is a diverse community of children, staff, parents, and community members who work together to create a high-quality, warm, nurturing learning environment which respects children as individuals. Our students participate in a comprehensive curriculum stressing academic and creative excellence, foreign language and intellectual growth, as well as social, emotional and physical development. Our goal is that children develop their own full potential as human beings. Students and families have two program choices: Japanese Bilingual-Bicultural Program or the Second Community Program.

School Vision

Clarendon is a safe, nurturing, academic place where children can develop to their greatest potential using their own strengths, a rich curriculum and the knowledge and abilities of others.

Student Demographics (Fall 2004)



**These are selected highlights of the SARC. The complete SARC required by the California Department of Education can be seen at www.sfusd.edu under "school information."*

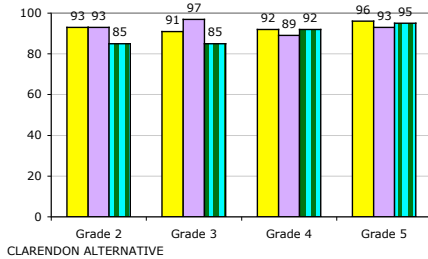
Clarendon ES STUDENT ACHIEVEMENT

State Assessments

CST English/Language Arts Grade Level Trends

2002 2003 2004

% Students at Basic & Above



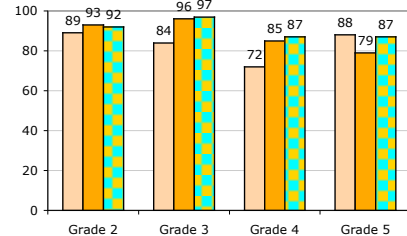
CLARENDON ALTERNATIVE

CST Math

Grade Level Trends

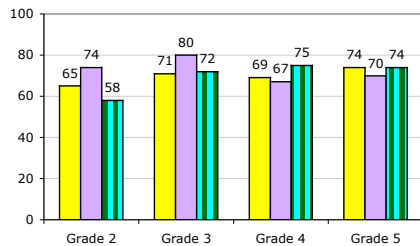
2002 2003 2004

% Students at Basic and Above



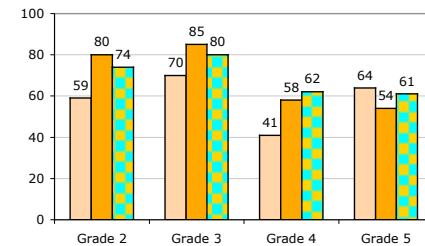
CLARENDON ALTERNATIVE

% Students at Proficient and Above



CLARENDON ALTERNATIVE

% Students at Proficient and Above



CLARENDON ALTERNATIVE

Testing is done in the spring of the year.

API Data

	2000-2001	2001-2002	2002-2003	2003-2004
Base API Score	862	878	850	872
Statewide Rank	10	10	10	10
Similar Schools Rank	4	5	4	1
Growth Target	A	A	A	A
Percent Tested in Spring	98 %	99 %	100 %	99 %
Actual Growth	28	-18	27	6
Growth API Score	890	860	877	878

(Note: A indicates that no growth target was assigned in that year.)

Percent of students at a performance level of 4 or higher

Writing California Writing Standards (Grade 4)		
2002	2003	2004
97.6%	97.4%	82.0%

CAT6 - 2 year trend

Reading NPR		Math NPR	
2003	2004	2003	2004
71	73	77	78

3 year trend data on performance assessments

School met all 2004 Adequate Yearly Progress (AYP) for Phase 1? Yes

Comparisons Comparison of school to District and State for each grade level

2004 CST/ELA

% students achieving at proficient or advanced level

Gr	School	District	State
2	58%	38%	36%
3	72%	33%	30%
4	75%	43%	40%
5	74%	46%	40%

2004 CST/Math

% students achieving at proficient or advanced level

School	District	State
74%	55%	51%
80%	52%	48%
62%	49%	45%
61%	40%	38%

2004 CAT6 Reading

% tested students scoring at or above 50th percentile (nat'l average)

School	District	State
72%	47%	47%
74%	33%	35%
68%	37%	36%
81%	42%	41%

2004 CAT6 Math

% tested students scoring at or above 50th percentile (nat'l average)

School	District	State
76%	63%	59%
90%	56%	54%
71%	54%	49%
74%	55%	50%