

# Cleveland Elementary School

# HIGHLIGHTS

455 Athens Street, San Francisco, CA 94112  
415-469-4709

Dr. John Rubio, Principal

## Principal's Introduction

It is my pleasure to welcome you to Cleveland Elementary School located in the richly diverse neighborhood of the Excelsior. Cleveland is well known for our two large 3 story murals located on the side of our school building. At Cleveland, You will find a group of creative, energetic and dedicated teachers who will demand hard work from your children while also providing a very caring classroom community.

## Last Year's Best Achievements

The math scores for our school substantially increased at all grade levels. The attendance rate for African American students in school for 91-100% of the year increased from 56% to 85%. While our scores continue to fluctuate, they remain higher than they were 4-5 years ago, and our teaching staff gets stronger each year.

## School Snapshot

2004/2005 Student Enrollment: 313	Grade span: K-5
03/04 Average Daily Attendance: 94.0%	Accountability Act and Improvement Programs: II/USP
Title I/State Pre-K Program: No	
Children's Center/Childcare: No	
Student Uniforms: Yes	
Building (square feet): 27,500	
Year of Construction: 1911	

## Key Elements of School Safety Plan

At Cleveland, we have a proactive positive reward system for attendance and behavior. Our parent liaison works with identified boys and girls in mentoring groups. In addition, we have up to date and ready to implement procedures in the event of any emergency or natural disaster. Cleveland also has a school nurse for more time than most schools, a mental health consultant, and mental health interns available for student counseling.

## Key Programs

All teachers were trained in the state literacy Cell/Excel program in 2002-2003, and now focus on state LA standards for all students. All students have the opportunity to play organized games/sports every day with SF State students or with high school volunteers. 4th and 5th grade boys and girls have the opportunity to participate in the Bay Area Scores Soccer and Poetry Program. In this program, Boys and girls play organized soccer and work with a writing teacher to write poetry.

## Focus for Improvement

Math problem solving and measurement, and Reading Comprehension.

## Opportunities for Parent Involvement

**Contact Person-Name:** Brother Clint Sockwell

**Phone:** 469-4709

Currently, parents assist the school with school activities (e.g., fundraising) and morning yard supervision of students. Parents also assist by serving on our SSC, and parents have just formed a new PTA group.


## School Description

Cleveland Elementary, located in the working class neighborhood of the Excelsior, offers all students an opportunity for a very good education. All teachers are high quality instructors working hard at providing a standards based curriculum with rigorous expectations, while also training our young students in the social skills that all children need to be successful in life. All classrooms offer large classroom libraries for students to utilize, and all students are given reading to do with parents every weekend. Cleveland has students from China, India, Vietnam, the Philippines, the Middle East and many Latin countries.

## School Vision

Cleveland Elementary School is a place where only the best teachers are retained, where each student makes great academic and social skill improvements every year, where teachers are in a continual cycle of improvement, and where every parent is encouraged to be involved in their child's education.

## Student Demographics (Fall 2004)



*\*These are selected highlights of the SARC. The complete SARC required by the California Department of Education can be seen at [www.sfusd.edu](http://www.sfusd.edu) under "school information."*

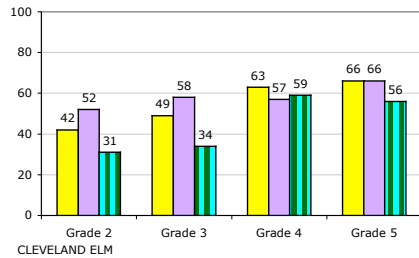
# Cleveland ES STUDENT ACHIEVEMENT

## State Assessments

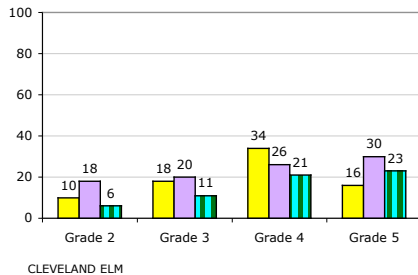
### CST English/Language Arts Grade Level Trends

2002 2003 2004

#### % Students at Basic & Above



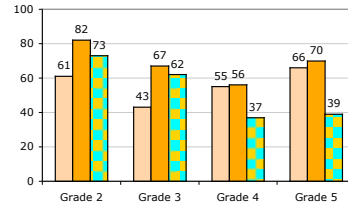
#### % Students at Proficient and Above



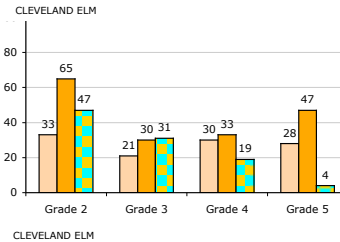
### CST Math Grade Level Trends

2002 2003 2004

#### % Students at Basic and Above



#### % Students at Proficient and Above



### Spanish Assessment of Basic Education

Reference percentile	Grade 2		Grade 3		Grade 4		Grade 5	
	2003	04	03	04	03	04	03	04
Reading	87	80	68	74		68		
Math	89	68	75	68		67		
Language	85	83	65	71		61		
Spelling	78	76	70	59		61		

\*10 or fewer students

Testing is done in the spring of the year.

### API Data

	2000-2001	2001-2002	2002-2003	2003-2004
Base API Score	574	648	625	666
Statewide Rank	3	4	3	3
Similar Schools Rank	4	7	2	3
Growth Target	11	8	9	7
Percent Tested in Spring	97 %	99 %	99 %	100 %
Actual Growth	65	-33	58	-62
<b>Growth API Score</b>	<b>639</b>	<b>615</b>	<b>683</b>	<b>604</b>

(Note: A indicates that no growth target was assigned in that year.)

Writing California Writing Standards (Grade 4)			
2002	2003	2004	
87.8%	78.3%	58.7%	

Percent of students at a performance level of 4 or higher

CAT6 - 2 year trend			
Reading NPR		Math NPR	
2003	2004	2003	2004
29	25	46	37

3 year trend data on performance assessments

School met all 2004 Adequate Yearly Progress (AYP) for Phase 1? No

### Comparisons Comparison of school to District and State for each grade level

#### 2004 CST/ELA

% students achieving at proficient or advanced level

#### 2004 CST/Math

% students achieving at proficient or advanced level

#### 2004 CAT6 Reading

% tested students scoring at or above 50th percentile (nat'l average)

#### 2004 CAT6 Math

% tested students scoring at or above 50th percentile (nat'l average)

Gr	2004 CST/ELA			2004 CST/Math			2004 CAT6 Reading			2004 CAT6 Math		
	School	District	State	School	District	State	School	District	State	School	District	State
2	6%	38%	36%	47%	55%	51%	18%	47%	47%	51%	63%	59%
3	11%	33%	30%	31%	52%	48%	19%	33%	35%	34%	56%	54%
4	21%	43%	40%	19%	49%	45%	24%	37%	36%	32%	54%	49%
5	23%	46%	40%	4%	40%	38%	25%	42%	41%	35%	55%	50%