

Dr. William L. Cobb Elementary School

HIGHLIGHTS

Mrs. Susan Audap, Principal

2725 California Street, San Francisco, CA 94115
415-749-3505

Principal's Introduction

My vision for Dr. Cobb children comes from many years as an educator here in California and in Asia, and my experiences as a mother, sister and daughter. I want for Dr. Cobb children what I want for my own: happiness and achievement at the highest levels – academically, socially, physically. Our children will carry with them for all times the messages and lessons we teach them – intellectual curiosity and love of learning, kindness and care for others, confidence that they can be good and happy citizens and parents, the importance of a healthy body and an active mind.

Last Year's Best Achievements

At our first-ever End of Year Open House in June, more than 100 families were delighted with each child's products of the school year. They applauded Grade 5's powerful performance of Macbeth, Grade 4's melodrama based on the California Gold Rush, and cheered Grade 2's performance of a play about insects, change and growth! Our mini-drama festival will become tradition!

School Snapshot

2004/2005 Student Enrollment: 183
03/04 Average Daily Attendance: 91.3%
Title I/State Pre-K Program: No
Children's Center/Childcare: Yes
Student Uniforms: Yes
Building (square feet): 37,900
Year of Construction: 1923

Grade span: K-5
Accountability Act and Improvement Programs: II/USP Program Improvement

Key Elements of School Safety Plan

As an urban school, we have several plans for School Safety, depending on the event. Evacuation plans are in place and are practiced for fire, earthquake, and other emergencies. Faculty and staff have designated roles and they practice these during drills. Classified staff and out-of-classroom teachers have key roles. We have emergency provisions and family information on hand, and keep these up to date.

Key Programs

As a small school of about 200 students, we have a caring learning environment that depends on faculty and staff knowing children and their families well. We begin each day with an all school assembly that includes families. Our student-written monthly newspaper is distributed to all families, and we have nutrition and garden programs. Our newly revitalized library is a treasure of the best books and magazines. We capitalize on the City in which we live with many curricular-related field trips and visiting artists. Volunteers from ages 15 to 80, from USF America Reads, high schools and Temple Emanu-El, and our school community work with children throughout the extended day. Extended hours for library and computer lab provide added opportunities for children. Our Sports 4 Kids coordinator organizes playtime games and co-teaches PE with teachers.

Focus for Improvement

Our community is intent on closing the achievement gap in reading as we have in math. Families, children, faculty and volunteers are all involved in the efforts to provide a broad and deep academic program.

Opportunities for Parent Involvement

Contact Person-Name: Melissa Collier, Family Liaison

Phone: 415-749-3505 or 415-749-3579

In addition to the School Site Council, made up of elected parents and community members, the Parent Teacher Council supports school programs through community events, promoting parent involvement, and fundraising. Each family is expected to contribute up to 20 hours a year to the school – they really get involved! Our Family Liaison works to ensure family involvement in the children's education, including Family Picnics, Grandparents' Day, and workshops on Math, Science, Literacy and more. Our Family Liaison and Family Resource Center provide support and direct services, and referrals to other agencies.


School Description

Named for a beloved San Francisco educator, Dr. William L. Cobb School provides a strong academic program for its students. Cobb was the first African-American principal in the San Francisco Bay Area, and the school that he led continues to celebrate his accomplishments as a courageous educator. There are 9 ELD, and 2 Special Day classes (K-5 Slingerland/ learning disabled) and full inclusion. Programs include iMAC lab and classroom computers, gardening & nutrition; Student Council; instrumental music, SF Symphony & Ballet School, resident poets & artists including opera; monthly Academic Assemblies; junior coaches; student newspaper, service learning, Readathons, Spring Carnival. We feel a special obligation to carry on Dr. Cobb's mission to care for and educate all children to the highest standard.

School Vision

Our mission is to assure that all children reach maximum potential academically, socially and physically. We celebrate our diversity, building strong ties with families. We believe a child's early years are crucial in molding the child's future. Our instructional and support strategies allow children equal access to a first-rate education. We believe that our small school enables us to recognize and meet the needs of all students.

Student Demographics (Fall 2004)



**These are selected highlights of the SARC. The complete SARC required by the California Department of Education can be seen at www.sfusd.edu under "school information."*

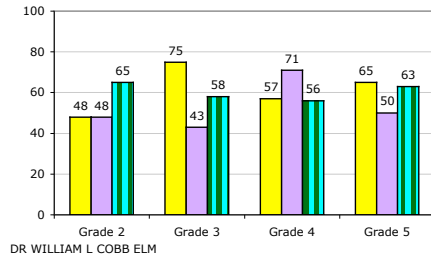
Cobb ES STUDENT ACHIEVEMENT

State Assessments

CST English/Language Arts Grade Level Trends

2002 2003 2004

% Students at Basic & Above



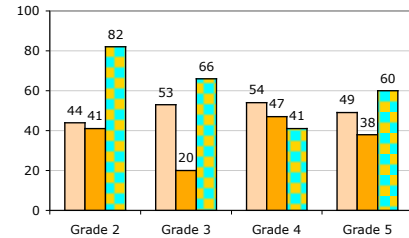
DR WILLIAM L COBB ELM

CST Math

Grade Level Trends

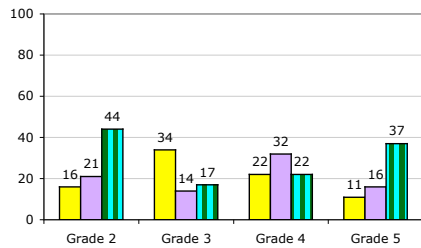
2002 2003 2004

% Students at Basic and Above



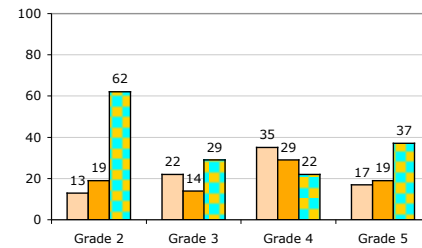
DR WILLIAM L COBB ELM

% Students at Proficient and Above



DR WILLIAM L COBB ELM

% Students at Proficient and Above



DR WILLIAM L COBB ELM

Testing is done in the spring of the year.

API Data

	2000-2001	2001-2002	2002-2003	2003-2004
Base API Score	663	655	645	583
Statewide Rank	5	5	4	1
Similar Schools Rank	7	4	5	1
Growth Target	7	7	8	11
Percent Tested in Spring	97 %	97 %	99 %	100 %
Actual Growth	-1	4	-9	87
Growth API Score	662	659	636	670

(Note: A indicates that no growth target was assigned in that year.)

School met all 2004 Adequate Yearly Progress (AYP) for Phase 1? Yes

Percent of students at a performance level of 4 or higher

Writing California Writing Standards (Grade 4)		
2002	2003	2004
70.8%	92.0%	56.3%

CAT6 - 2 year trend

Reading NPR		Math NPR	
2003	2004	2003	2004
21	41	30	41

3 year trend data on performance assessments

Comparisons Comparison of school to District and State for each grade level

2004 CST/ELA

% students achieving at proficient or advanced level

Gr	School	District	State
2	44%	38%	36%
3	17%	33%	30%
4	22%	43%	40%
5	37%	46%	40%

2004 CST/Math

% students achieving at proficient or advanced level

School	District	State
62%	55%	51%
29%	52%	48%
22%	49%	45%
37%	40%	38%

2004 CAT6 Reading

% tested students scoring at or above 50th percentile (nat'l average)

School	District	State
47%	47%	47%
19%	33%	35%
16%	37%	36%
40%	42%	41%

2004 CAT6 Math

% tested students scoring at or above 50th percentile (nat'l average)

School	District	State
62%	63%	59%
31%	56%	54%
22%	54%	49%
37%	55%	50%