

# Fairmount Elementary School

# HIGHLIGHTS

65 Chenery Street, San Francisco, CA, 94131  
415-695-5669

Mr. Karling Aguliera-Fort, Principal

## Principal's Introduction

Diversity is the key to this elementary school site situated in the Glen Park area. Students travel from across the Bay to attend Fairmount ES. Not only do families from the neighborhood attend, but parents who work in the city enroll their children in Fairmount. The faculty is trained and remains current in the best teaching practices for students. We are resourceful and dedicated to the youngsters who attend our school. Students are prepared for middle school when they exit Fairmount.

## Last Year's Best Achievements

Teachers and community members redefined structures for professional development at the school. We strengthened the alignment between the three different academic programs (ELD, Immersion and Special Education). Principal and staff members worked with parents in organizing different events to inform and empower all of our parents.

## School Snapshot

2004/2005 Student Enrollment: 362	Grade span: K-5
03/04 Average Daily Attendance: 92.6%	Accountability Act and Improvement Programs:
Title I/State Pre-K Program: Yes	II/USP SAIT
Children's Center/Childcare: No	Program Improvement
Student Uniforms: Yes	
Building (square feet): 60,000	
Year of Construction: 1977	

## Key Elements of School Safety Plan

1. Provide a safe and secure school for our students.
2. Schoolwide Tribes training for staff, students and parents.
3. Student and parent support and education.
4. Nourish a diverse community where every culture is respected and feels welcome.
5. Implement a tobacco, drug and violence education program.
6. Continuous training of student advisors, noon monitors, and other school personnel.

## Key Programs

- Community Leaders of the Week
- Ambassador of the Month
- Fairmount Tribes recognition
- Classrooms with print rich environment and differentiated instruction.

## Focus for Improvement

Fairmount teachers continue to remain focused on improving instruction for all students through literacy training.

## Opportunities for Parent Involvement

Contact Person-Name: Violetta Garcia

Phone: (415) 695-5669

Fairmount has an active parent group that has been instrumental in marking progress during the last 5 years. The parents have assisted the staff in many areas in the school's operation to now making Fairmount one of the most sought schools in the district.


## School Description

Fairmount offers a Two-Way Immersion Program (K-5) as well as the traditional English classes. All classrooms focus on language fluency and an appreciation of other cultures. Fairmount ES immerses the student in a fully-integrated curriculum using the arts to balance the total educational experience. Art and music is an integral part of the Fairmount Experience. Besides the art and music teachers from the district, students are offered dance, visual arts, and music through paid consultants. The school community is proud of its student diversity and positive learning environment.

## School Vision

Fairmount ES strives to create a neighborhood school of high achieving students which reflects the diversity of San Francisco. This is evidenced by the members of the staff and the student population.

## Student Demographics (Fall 2004)



*\*These are selected highlights of the SARC. The complete SARC required by the California Department of Education can be seen at [www.sfusd.edu](http://www.sfusd.edu) under "school information."*

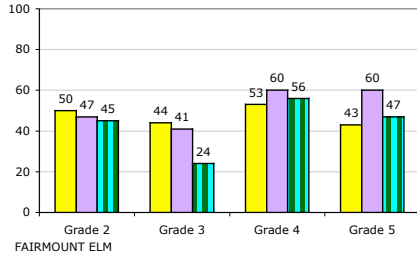
# Fairmount ES STUDENT ACHIEVEMENT

## State Assessments

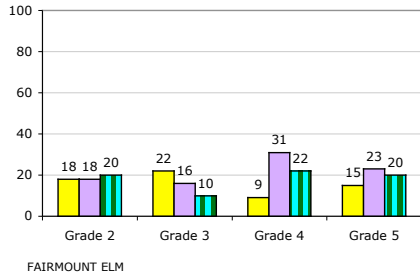
### CST English/Language Arts Grade Level Trends

2002 2003 2004

#### % Students at Basic & Above



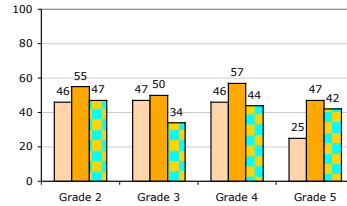
#### % Students at Proficient and Above



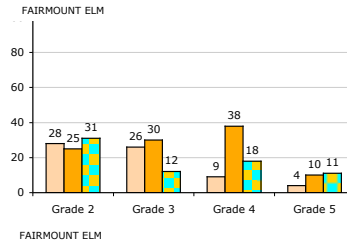
### CST Math Grade Level Trends

2002 2003 2004

#### % Students at Basic and Above



#### % Students at Proficient and Above



### Spanish Assessment of Basic Education

Reference percentile	Grade 2		Grade 3		Grade 4		Grade 5	
	2003	04	03	04	03	04	03	04
Reading	66	49	80	62	**	81	**	**
Math	50	63	79	57	**	78	**	**
Language	63	52	78	59	**	77	**	**
Spelling	67	54	78	60	**	85	**	**

\*10 or fewer students

Testing is done in the spring of the year.

### API Data

	2000-2001	2001-2002	2002-2003	2003-2004
Base API Score	503	532	567	643
Statewide Rank	2	2	2	2
Similar Schools Rank	1	1	1	1
Growth Target	15	13	12	8
Percent Tested in Spring	96 %	98 %	99 %	100 %
Actual Growth	22	18	57	-39
<b>Growth API Score</b>	<b>525</b>	<b>550</b>	<b>624</b>	<b>604</b>

(Note: A indicates that no growth target was assigned in that year.)

School met all 2004 Adequate Yearly Progress (AYP) for Phase 1? No

3 year trend data on performance assessments

Writing California Writing Standards (Grade 4)			
2002	2003	2004	
65.7%	77.5%	47.7%	

Percent of students at a performance level of 4 or higher

CAT6 - 2 year trend			
Reading NPR		Math NPR	
2003	2004	2003	2004
27	30	37	36

### Comparisons Comparison of school to District and State for each grade level

#### 2004 CST/ELA

% students achieving at proficient or advanced level

#### 2004 CST/Math

% students achieving at proficient or advanced level

#### 2004 CAT6 Reading

% tested students scoring at or above 50th percentile (nat'l average)

#### 2004 CAT6 Math

% tested students scoring at or above 50th percentile (nat'l average)

Gr	2004 CST/ELA			2004 CST/Math			2004 CAT6 Reading			2004 CAT6 Math		
	School	District	State	School	District	State	School	District	State	School	District	State
2	20%	38%	36%	31%	55%	51%	42%	47%	47%	44%	63%	59%
3	10%	33%	30%	12%	52%	48%	18%	33%	35%	20%	56%	54%
4	22%	43%	40%	18%	49%	45%	24%	37%	36%	22%	54%	49%
5	20%	46%	40%	11%	40%	38%	24%	42%	41%	40%	55%	50%