

Cesar Chavez Elementary School

HIGHLIGHTS

825 Shotwell Street, San Francisco, CA 94110
415-695-5765

Dr. Lance Tagomori, Principal

Principal's Introduction

As the principal of Cesar Chavez School, I welcome visitors and community members to tour our campus. Our school community strives for excellence in academic achievement, respect for diversity, strength in character and personal growth. We focus on a rigorous academic program of reading, writing, math, and science. The Spanish Bilingual, Deaf Education, Pre K, and Adult Education programs enrich our entire school community of learners. Our dedicated, caring staff works collaboratively to provide a safe, nurturing learning environment for all students.

Last Year's Best Achievements

- Improved Reading, Writing and Math Scores on the California Standards Test
- Improved student attendance

School Snapshot

2004/2005 Student Enrollment: 373	Grade span: K-5
03/04 Average Daily Attendance: 92.8%	Accountability Act and Improvement Programs: Program Improvement
Title I/State Pre-K Program: Yes	
Children's Center/Childcare: No	
Student Uniforms: Yes	
Building (square feet): 49,100	
Year of Construction: 1926	

Key Elements of School Safety Plan

The school has an organized Safety Committee composed of parents, staff and community members. The Committee meets monthly to ensure the safety of students and staff. Disaster Drills are practiced once per quarter and fire drills are practiced once per month. Teachers and staff are trained in Positive Behavior Support to promote a cohesive school community for all students. The school and classrooms are neat and orderly which promotes a positive learning environment for students.

Key Programs

- ELD, Eng + Spanish
- Deaf Education Program
- Evenstart, Pre Kindergarten Program
- RSP, Inclusion, and Special Day Class
- School Garden Education Program
- PC Computer Lab and Classroom Technology Program
- After School Extended Learning Program
- Safety Committee (parents and staff)
- Student Advisor works with students and parents to promote positive home-school communication.

Focus for Improvement

- Improving Reading Comprehension skills
- Improving Writing Skills

Opportunities for Parent Involvement

Contact Person-Name: Marta Madrigal

Phone: 415-695-5765

Parents are encouraged to volunteer in the classroom, join the Parent Organization, School Site Council, Bilingual Advisory Committee, School Advisory Committee, and Pre K Advisory Committee. They are also encouraged to participate in field trips and other schoolwide cultural activities.


School Description

Driving through the heart of the Mission District, it is difficult to miss the rich and vibrant murals of Cesar Chavez Elementary School. Incorporated in these multicolored images are the core values that this school community strives for: excellence in academic achievement, respect for diversity, and strength in character and personal growth. We focus on a rigorous academic program emphasizing reading, writing, math, science and the arts. Our dedicated and caring staff of teachers and support staff work together to provide a safe and nurturing environment for learning. Partnering our efforts with a committed parent community, Cesar Chavez Elementary School, like it's namesake, works toward a better future for all our children.

School Vision

Cesar Chavez is a community of lifelong learners. We incorporate and integrate academic skills, knowledge of subjects, leadership development and appreciation of our rich, diverse community.

Student Demographics (Fall 2004)



**These are selected highlights of the SARC. The complete SARC required by the California Department of Education can be seen at www.sfusd.edu under "school information."*

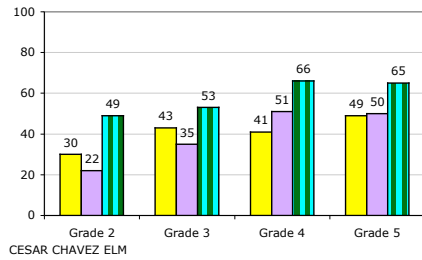
Chavez ES STUDENT ACHIEVEMENT

State Assessments

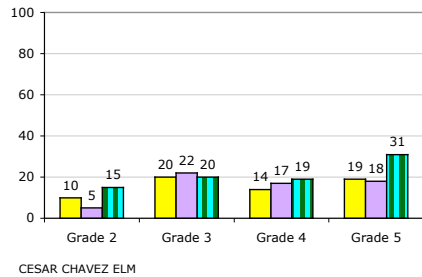
CST English/Language Arts Grade Level Trends

2002 2003 2004

% Students at Basic & Above



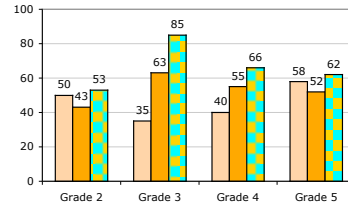
% Students at Proficient and Above



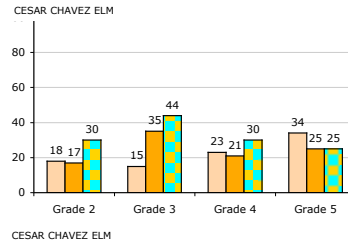
CST Math Grade Level Trends

2002 2003 2004

% Students at Basic and Above



% Students at Proficient and Above



Spanish Assessment of Basic Education

Reference percentile	Grade 2		Grade 3		Grade 4		Grade 5	
	2003	04	03	04	03	04	03	04
Reading	44	50	72	58	47	66	73	68
Math	38	47	74	71	62	84	72	77
Language	39	52	75	70	52	66	75	69
Spelling	46	61	68	55	63	54	65	62

*10 or fewer students

Testing is done in the spring of the year.

API Data

	2000-2001	2001-2002	2002-2003	2003-2004
Base API Score	540	606	579	596
Statewide Rank	2	3	2	1
Similar Schools Rank	3	5	2	1
Growth Target	13	10	11	10
Percent Tested in Spring	93 %	96 %	99 %	97 %
Actual Growth	54	-39	26	69
Growth API Score	594	567	605	665

(Note: A indicates that no growth target was assigned in that year.)

School met all 2004 Adequate Yearly Progress (AYP) for Phase 1? No

3 year trend data on performance assessments

Writing California Writing Standards (Grade 4)			
2002	2003	2004	
59.4%	70.8%	67.3%	

Percent of students at a performance level of 4 or higher

CAT6 - 2 year trend			
Reading NPR		Math NPR	
2003	2004	2003	2004
21	28	34	43

Comparisons Comparison of school to District and State for each grade level

2004 CST/ELA

% students achieving at proficient or advanced level

2004 CST/Math

% students achieving at proficient or advanced level

2004 CAT6 Reading

% tested students scoring at or above 50th percentile (nat'l average)

2004 CAT6 Math

% tested students scoring at or above 50th percentile (nat'l average)

Gr	2004 CST/ELA			2004 CST/Math			2004 CAT6 Reading			2004 CAT6 Math		
	School	District	State	School	District	State	School	District	State	School	District	State
2	15%	38%	36%	30%	55%	51%	13%	47%	47%	30%	63%	59%
3	20%	33%	30%	44%	52%	48%	18%	33%	35%	48%	56%	54%
4	19%	43%	40%	30%	49%	45%	17%	37%	36%	34%	54%	49%
5	31%	46%	40%	25%	40%	38%	24%	42%	41%	40%	55%	50%