

San Francisco Unified School District
School Accountability Report Card Highlights 2006/2007

Argonne Year Round Elementary School

680 18th Avenue, San Francisco, CA 94121 • 415-750-8460 • Ms. Robin Sharp, Principal

School Description and Mission Statement

We envision Argonne students who desire and have the ability to utilize their minds in a critical, creative manner, neither fearful to experiment with new ideas nor afraid to make a mistake. Argonne provides an academic program based on the core values of interdisciplinary teaching, multiple intelligences, and the development of creative and critical thinking. Our year round calendar provides us with time to provide enrichment activities and field study trips. Teachers meet regularly to discuss curriculum, aligning the content to standards, and implementing new strategies to enable all students to be successful. Our students celebrate likenesses and differences in the people who surround them and are proud of their own ethnic and cultural heritage.

School Instruction and Leadership

Our school uses the district's core curriculum materials. This is supplemented with enrichment activities, projects, and field study trips. Our extended year allows the school to go further into the content themes to make connections with the real world and to make the content more meaningful for our students. In addition to the core curriculum, Argonne students take part in dance and movement, chorus, and PE. This year all students are taking part in Visual Thinking Strategies program. We are also using Step Up to Writing. Linking Council/ SSC meets monthly to plan the activities of the school, monitor our Academic Plan and budget, and to oversee any issues that may come up during the year. A teacher/ principal team plans staff meetings and professional development.

Opportunities for Parental Involvement

Our governance model allows for families to be involved in all of the operations of the school. Our governing committees are made up of parents and teachers. As members of our decision making processes the parents of Argonne help to determine our school's academic focus and budget expenditures. Parents volunteer in classrooms, go on field trips, do fundraising, and organize school events. Parents teach an Art in Action curriculum in our kindergarten through third grade classrooms. Parents organize two major events: the Argonne Field Day in October and Mayfair in May. Family members are always welcome in the school and are regularly found in the building helping out or simply talking to each other.

School Facility Conditions & Improvements

Argonne's building was constructed in 1997. The facility is well maintained. The school has a multi-purpose room, computer lab, and lovely library. All the rooms are well lit and convenient to restrooms and stairways. There are three play area spaces. The hallways are full of students' art, writing samples, and other projects making the environment of the school very colorful. At this time, no major facility improvements are planned.

School Safety Plan

The school has a Safe School Plan that addresses traffic, yard safety, and regular school health events. All members of the community work to create a school-wide culture of mutual respect, social awareness and service while addressing bullying, name-calling and teasing. All teachers have been trained in the conflict management program "Talk It Out". Students have also been trained to be "Talk It Out" Managers at our recesses and lunch periods. Argonne has implemented an anti-bullying program and another program to increase awareness of personal responsibility. We celebrate the cultural/racial diversity of our school through the curriculum, festivals, events, and classroom activities.

Types of Services Funded

During our Academic Planning each year, we determine how we will spend our funds from the district/state/federal and our PTA. This year we are funding a reading team and math team to help our students who may need some additional help in these areas. We have a Learning Specialist Consultant, a Librarian, and Computer Paraprofessional who runs our computer lab. Students receive the services of various arts consultants throughout the year. Each class receives 2 classes a week from a Physical Education consultant. Students in fourth and fifth grade go on an overnight field study trip sponsored with funds from parents and by the PTO.



San Francisco Unified School District
School Accountability Report Card Highlights 2006/2007

Argonne Year Round Elementary School

680 18th Avenue, San Francisco, CA 94121 • 415-750-8460 • Ms. Robin Sharp, Principal

Academic Performance Index (API)

API Data	02-03	03-04	04-05	05-06
API Base Score	816	829	823	860
Statewide Rank *	9	9	9	9
Similar Schools Rank *	4	4	6	6
Growth Target **	A	A	A	A
Percent Tested	99	100	100	100
Actual Growth	4	2	37	5
API Growth Score	820	831	860	865

* These rankings are based on previous year's data.
 ** "A" means the school scored at or above the statewide performance target of 800 in 2005.
 "B" means the school did not have a valid 2005 API base and will not have any growth or target information.

**Federal Accountability:
 Adequate Yearly Progress (AYP)**

	2004	2005	2006
Met All AYP Criteria?	Yes	Yes	Yes

California Writing Standards

Percent of students at a performance level of 4 or higher

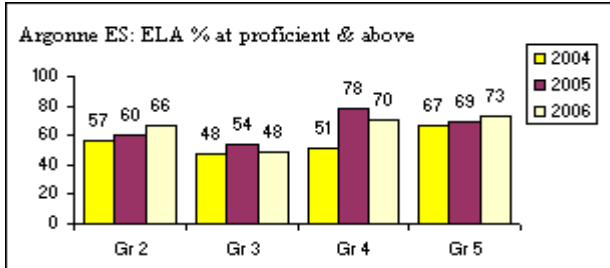
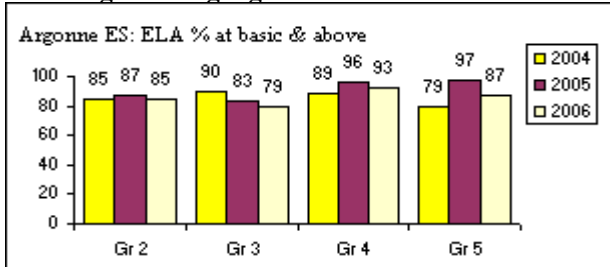
Grade	2004	2005	2006
04	74.2%	95.4%	95.3%

CAT6 - 3 Year Trend

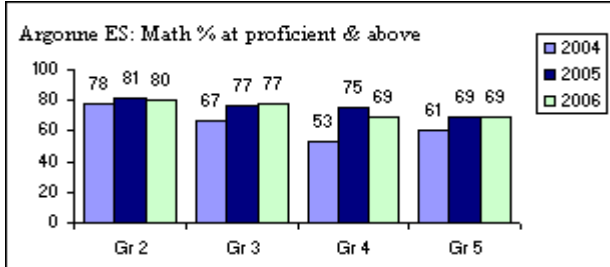
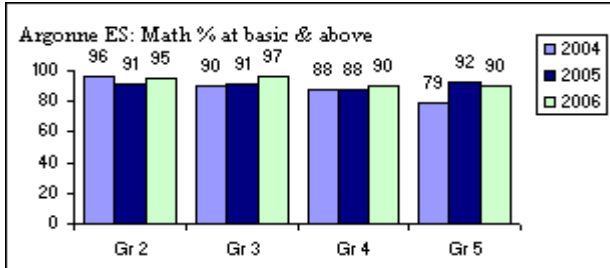
Grade	Reading NPR			Math NPR		
	2004	2005	2006	2004	2005	2006
03	56	46	55	73	77	76

State Assessments

CST English/Language Arts



CST Mathematics



California Standard Tests (CST) Comparisons

Comparison of school to District and State for each grade level at percent students achieving at proficient or advanced level

Grade	2006 ELA			2006 Mathematics			2006 History <small>Grades 8, 10, 11 were tested in 2006</small>			2006 Science <small>Grades 5, 8, 9, 10, 11 were tested in 2006</small>			2006 Life Science <small>Grade 10 was tested in 2006</small>		
	School	District	State	School	District	State	School	District	State	School	District	State	School	District	State
02	66%	49%	47%	80%	63%	59%									
03	48%	42%	37%	77%	65%	58%									
04	70%	55%	49%	69%	60%	54%									
05	73%	45%	43%	69%	51%	48%				47%	33%	32%			

* These are selected highlights of the SARC. The complete SARC required by the California Department of Education can be seen at www.sfusd.edu under "school information."