



San Francisco Unified School District
School Accountability Report Card Highlights 2006/2007

Buena Vista Alternative School

2641 25th Street, San Francisco, CA 94110 • 415-695-5875 • Mr. Larry Alegre, Principal

School Description and Mission Statement

Buena Vista Alternative is the oldest Spanish Immersion Pre-K to 5th grade program in San Francisco. The entire school is Spanish Immersion. Our mission is to produce students who are not only bilingual and biliterate but who have a strong sense of self, purpose and place in our society. We have an expanding Gifted and Talented Education (GATE) program as well as two Special Day Classes (SDC) and a Resource Specialist Program(RSP), in order to assist students with their special needs. There is a strong emphasis on the visual and performing arts at Buena Vista. We also have a strong physical education program along with quality afterschool programs.

School Instruction and Leadership

We adhere to a strict language separation model, where teachers teach the children in one language and mixing languages is not practised. Our Spanish Immersion program is a 90/10 model, meaning that children begin in Kindergarten 90% of their time in Spanish and 10% in English. In first grade: 80% Spanish/20% English, in second grade: 70% Spanish/30% English, third grade 60% Spanish/40% English and in fourth and fifth grade: 50% Spanish/50% English. There is specific time for children who have English Language Development needs. We also have a Spanish Language Specialist assisting students who need extra Spanish support. Our school's leadership team, consisting of teachers representing all of the grade levels, meets regularly to discuss and address the academic concerns of our students.

Opportunities for Parental Involvement

We have a strong PTA which organizes many school wide events allowing for many opportunities for parent/caregiver involvement. These activities include involvement with Carnival, Silent Auction, Read-a-thon, classroom trips and other cultural and fundraising events. Parents/caregivers assist with the teaching of the visual and performing arts in the classroom as well as helping out with other tasks in the classroom and schoolwide. Caregivers and parents are involved with the Gifted Advisory Committee (GAC) and with the English Language Acquisition Committee (ELAC) advising the administration as to the needs of the students. Parent participation is a strong aspect of the culture of Buena Vista Alternative Elementary School and is highly valued by all.

School Facility Conditions & Improvements

The front of the school contains a new large mosaic completed in the spring of 2006. The Buena Vista Elementary School building was built in the 1960's and contains lead-free water pipes. The school's playground includes a play structure and basketball courts as well as different game areas. The playground opens up to a private park allowing children to play in the grass and under large trees. A new roof was installed in the summer of 2006. The rest of the building, including the bathrooms are clean and in good repair. The campus also contains a cafeteria, a stage area for performances and a library. Plans for improvement of the library and the creation of a computer lab are underway and expected to be completed in the Spring of 2007.

School Safety Plan

The school safety plan includes the existence of an Emergency Response Team, a School Climate Committee and a Coordinated Service Team. The staff reviews the Safe School Plan yearly and participates in regular planned drills such as fire drills, earthquake drills and other emergency drills. Monthly Emergency Response Team meetings take place to review proper emergency protocol. The School Climate Committee meets monthly in order to insure a positive and communicative environment which includes a school-wide conflict resolution program. A "good sportsmanship" program and the creation of Junior Coaches is implemented by the Sports4Kids physical education program. The School Safety Plan is upgraded often and supported by the community organization SAFE which sponsors yearly community meeting

Types of Services Funded

Our PTA and SFUSD provide funding for an extension visual and performing arts program which include music and dance. The Sports4Kids program provide physical education opportunities and organized game playing. We have and English Language Specialist to help English Language Learners and a Spanish Language Specialist to help our Spanish Language Learners. We have a Learning Support Counselor (LSC) in order to help work with and refer students for medical and mental health services. We have a student advisor which helps with attendance and student council. Our "I'm Going To College" program, with the help of San Francisco State University helps to orient students to attending college. Our Librarian helps to organize the library and reads to the children on an on-going basis.

** These are selected highlights of the SARC. The complete SARC required by the California Department of Education can be seen at www.sfusd.edu under "school information."*



San Francisco Unified School District
School Accountability Report Card Highlights 2006/2007

Buena Vista Alternative School

2641 25th Street, San Francisco, CA 94110 • 415-695-5875 • Mr. Larry Alegre, Principal

Academic Performance Index (API)

API Data	02-03	03-04	04-05	05-06
API Base Score	682	681	683	700
Statewide Rank *	5	4	4	3
Similar Schools Rank *	2	1	3	2
Growth Target **	6	6	6	5
Percent Tested	99	98	99	100
Actual Growth	3	-4	17	13
API Growth Score	685	677	700	713

* These rankings are based on previous year's data.
 ** "A" means the school scored at or above the statewide performance target of 800 in 2005.
 "B" means the school did not have a valid 2005 API base and will not have any growth or target information.

**Federal Accountability:
 Adequate Yearly Progress (AYP)**

	2004	2005	2006
Met All AYP Criteria?	No	No	No

California Writing Standards

Percent of students at a performance level of 4 or higher

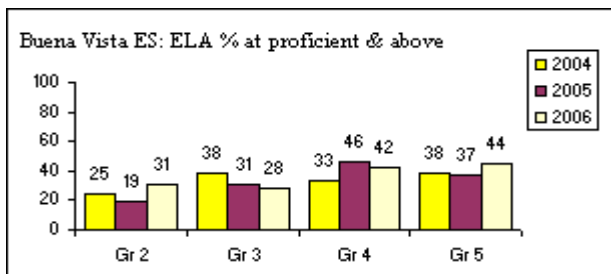
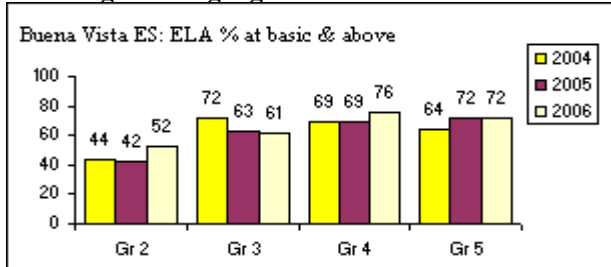
Grade	2004	2005	2006
04	61.2%	86.2%	86.2%

CAT6 - 3 Year Trend

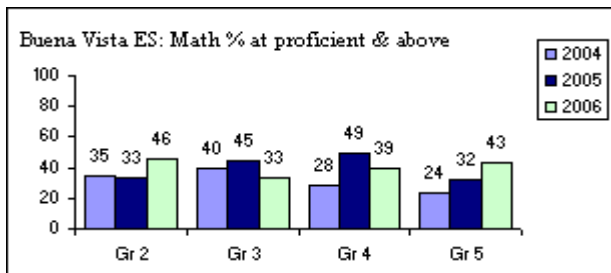
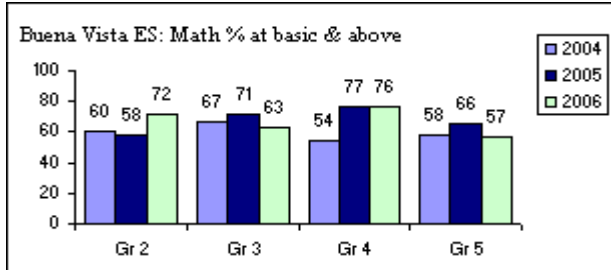
Grade	Reading NPR			Math NPR		
	2004	2005	2006	2004	2005	2006
03	46	39	40	49	56	50

State Assessments

CST English/Language Arts



CST Mathematics



California Standard Tests (CST) Comparisons

Comparison of school to District and State for each grade level at percent students achieving at proficient or advanced level

Grade	2006 ELA			2006 Mathematics			2006 History <small>Grades 8, 10, 11 were tested in 2006</small>			2006 Science <small>Grades 5, 8, 9, 10, 11 were tested in 2006</small>			2006 Life Science <small>Grade 10 was tested in 2006</small>		
	School	District	State	School	District	State	School	District	State	School	District	State	School	District	State
02	31%	49%	47%	46%	63%	59%									
03	28%	42%	37%	33%	65%	58%									
04	42%	55%	49%	39%	60%	54%									
05	44%	45%	43%	43%	51%	48%				46%	33%	32%			

* These are selected highlights of the SARC. The complete SARC required by the California Department of Education can be seen at www.sfusd.edu under "school information."