



**San Francisco Unified School District**  
**School Accountability Report Card Highlights 2006/2007**

**Clarendon Elementary School**

500 Clarendon Avenue, San Francisco, CA 94131 • 415-759-2796 • Mr. Mark Barmore, Principal

**School Description and Mission Statement**

Clarendon offers a comprehensive curriculum that stresses academic excellence as well as social, emotional and physical development. Our Japanese Bilingual Bicultural Program (JBBP) offers Japanese language and culture to both native-Japanese and English speaking students in a culturally rich environment nurtured by our staff and parents. The Second Community Program offers Italian language, and emphasizes parental involvement in a rich and stimulating environment. Through the fundraising of our parents, we offer a variety of enrichment activities, including visual arts, computer, music, P.E., and more. Our mission is to foster a nurturing community of academic engagement, which encourages our children to be life long learners and leaders in democratic and diverse communities.

**School Instruction and Leadership**

Teachers prepare and coordinate their instructional plans within both grade level and program teams. These plans are aligned with the state adopted curriculum and standards. The teachers assess student progress using daily and weekly assessments (formal and informal) across all content areas. Working with parents and other staff, the teachers support our students through a variety of systems, most notably the student success team. Students with special needs receive further assistance from an array of trained professionals on site: resource specialists, inclusion teachers, speech/language teachers, O.T., P.T., and more. The principal works closely with teachers, the school site council and our two parent groups to support these efforts.

**Opportunities for Parental Involvement**

Parents and guardians are strongly encouraged to be actively involved in the Clarendon community. In the classroom and throughout the entire campus, our parents are involved in a wide variety of activities which maximize the strength of their skills and interests, while respecting the limits on their time and resources. There is an opportunity for every parent and guardian to offer something truly unique to the Clarendon family. As a result, our students thrive intellectually, emotionally and socially in this adult rich environment.

**School Facility Conditions & Improvements**

Our large campus is spread across three levels of buildings and yards, surrounded by greenery and a residential neighborhood. This past summer, we completed construction on a number of items to improve the accessibility and safety of our school site -- wider doorways, new bathrooms, new ramps, new flooring, and more. Later this year, work will conclude on two new elevators which will make the entire campus fully accessible to all of our students. We are currently planning "green" projects on site, to beautify our campus and broaden the academic environment for our students.

**School Safety Plan**

We have a school safety plan which provides for a number of contingencies -- emergency supplies, first aid, and evacuation, if necessary. Our safety committee of parents, staff and the principal, periodically review safety issues that arise on campus.

**Types of Services Funded**

Through school district and city funding, as well as the generosity of our parents, Clarendon is able to offer a number of programs and services to our students. Our school offers Japanese language and culture (JBBP) and Italian language (Second Community). For added enrichment, we offer instruction in computers, art, music, and P.E. Our spacious, and staffed, library offers a variety of resources. Our highly trained staff includes: language consultants, resource specialists, a full inclusion teacher, a speech/language pathologist, a parent liaison, a student advisor, a learning support counselor, and several paraprofessionals. We provide tutoring through credential students and volunteers. We also partner with Family Services to offer additional counseling to our students.

*\* These are selected highlights of the SARC. The complete SARC required by the California Department of Education can be seen at [www.sfusd.edu](http://www.sfusd.edu) under "school information."*



**San Francisco Unified School District**  
**School Accountability Report Card Highlights 2006/2007**

**Clarendon Elementary School**

500 Clarendon Avenue, San Francisco, CA 94131 • 415-759-2796 • Mr. Mark Barmore, Principal

**Academic Performance Index (API)**

API Data	02-03	03-04	04-05	05-06
API Base Score	850	872	872	872
Statewide Rank *	10	10	10	9
Similar Schools Rank *	4	1	3	2
Growth Target **	A	A	A	A
Percent Tested	100	99	100	100
Actual Growth	27	6	0	34
API Growth Score	877	878	872	906

\* These rankings are based on previous year's data.  
 \*\* "A" means the school scored at or above the statewide performance target of 800 in 2005.  
 "B" means the school did not have a valid 2005 API base and will not have any growth or target information.

**Federal Accountability:  
 Adequate Yearly Progress (AYP)**

	2004	2005	2006
Met All AYP Criteria?	Yes	Yes	Yes

**California Writing Standards**

Percent of students at a performance level of 4 or higher

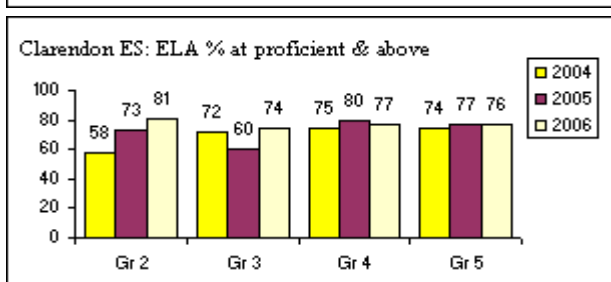
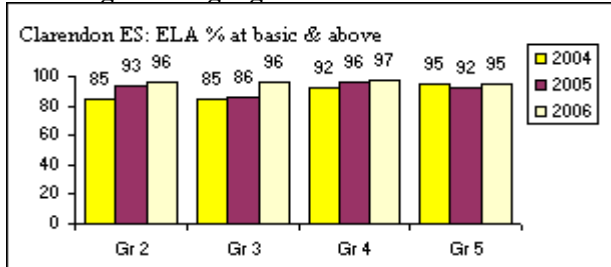
Grade	2004	2005	2006
04	82.0%	98.9%	97.0%

**CAT6 - 3 Year Trend**

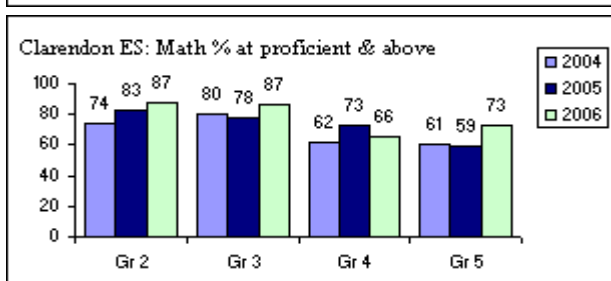
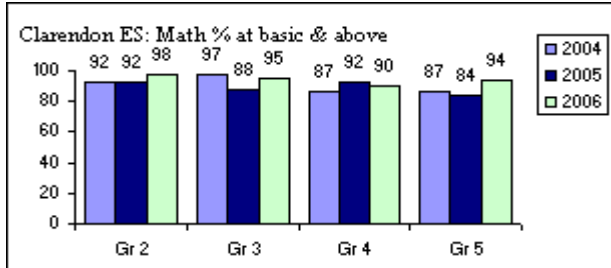
Grade	Reading NPR			Math NPR		
	2004	2005	2006	2004	2005	2006
03	76	75	78	86	80	81

**State Assessments**

**CST English/Language Arts**



**CST Mathematics**



**California Standard Tests (CST) Comparisons**

Comparison of school to District and State for each grade level at percent students achieving at proficient or advanced level

Grade	2006 ELA			2006 Mathematics			2006 History <small>Grades 8, 10, 11 were tested in 2006</small>			2006 Science <small>Grades 5, 8, 9, 10, 11 were tested in 2006</small>			2006 Life Science <small>Grade 10 was tested in 2006</small>		
	School	District	State	School	District	State	School	District	State	School	District	State	School	District	State
02	81%	49%	47%	87%	63%	59%									
03	74%	42%	37%	87%	65%	58%									
04	77%	55%	49%	66%	60%	54%									
05	76%	45%	43%	73%	51%	48%				61%	33%	32%			

\* These are selected highlights of the SARC. The complete SARC required by the California Department of Education can be seen at [www.sfusd.edu](http://www.sfusd.edu) under "school information."