



San Francisco Unified School District
School Accountability Report Card Highlights 2006/2007

Dr. William L. Cobb Elementary School

2725 California Street, San Francisco, CA 94115 • 415-749-3505 • Mr. Dwight Rhodes, Principal

School Description and Mission Statement

School Description: Cobb is a small school with a yearly average of 200 students. There are 9 ELD and 2 Special Day Classes (K-5) (Slingerland/ learning disabled) and full inclusion. Programs include computer lab and classroom computers, gardening, and nutrition; Student Council; instrumental music, SF symphony and Ballet Program, resident poets and artists including opera; monthly Academic Assemblies; junior coaches; student newspaper, service learning, Read-a-thons, Spring Carnival. School Mission: As principal of the historic Dr. William L. Cobb Elementary School, my mission is to accelerate student achievement by providing an academically rigorous, standards-based, educational experience for a diverse student population. I will also strive to foster a safe, caring school community.

School Instruction and Leadership

Our instructional support strategies allow students equal access to a first-rate education. Adherence to the state adopted curriculum of Houghton-Mifflin for language arts and Harcourt Brace for math, enables our small school to recognize and meet the needs of all students. This goal is realized by effectively utilizing the school's Instructional Leadership Team (ILT), which consists of teachers, IRF's, and principal. The role of the ILT is to establish and monitor a process whereby all stakeholders can be involved in making decision to improve student learning results; recommend priorities related to issues of student achievement; communicate with and seek input from the school community; and, monitor progress on the implementation of decisions and evaluate the results.

Opportunities for Parental Involvement

In addition to the School Site Council (SSC), which is made up of elected parents and community members, the Parent Teacher Association (PTA) supports school programs through community events, promoting parent involvement, and fundraising. Each family is expected to contribute up to 20 hours a year to the school - we really want and love when our parents get involved! Our Parent Liaison works to ensure family involvement in the children's education, including family picnics, Grandparent's Day, and workshops on Math, Science, Literacy, and more. Our Parent Liaison and Family Resource Center also provide support and direct services, and referrals to other agencies in order to bridge school, home, and community together as another tool to ensure the academic excellence of all students.

School Facility Conditions & Improvements

Not Available

School Safety Plan

Not Available

Types of Services Funded

Not Available

** These are selected highlights of the SARC. The complete SARC required by the California Department of Education can be seen at www.sfusd.edu under "school information."*



San Francisco Unified School District
School Accountability Report Card Highlights 2006/2007

Dr. William L. Cobb Elementary School

2725 California Street, San Francisco, CA 94115 • 415-749-3505 • Mr. Dwight Rhodes, Principal

Academic Performance Index (API)

API Data	02-03	03-04	04-05	05-06
API Base Score	645	583	678	655
Statewide Rank *	4	1	3	2
Similar Schools Rank *	5	1	5	5
Growth Target **	8	11	6	7
Percent Tested	99	100	100	99
Actual Growth	-9	87	-23	8
API Growth Score	636	670	655	663

* These rankings are based on previous year's data.
 ** "A" means the school scored at or above the statewide performance target of 800 in 2005.
 "B" means the school did not have a valid 2005 API base and will not have any growth or target information.

**Federal Accountability:
 Adequate Yearly Progress (AYP)**

	2004	2005	2006
Met All AYP Criteria?	Yes	Yes	Yes

California Writing Standards

Percent of students at a performance level of 4 or higher

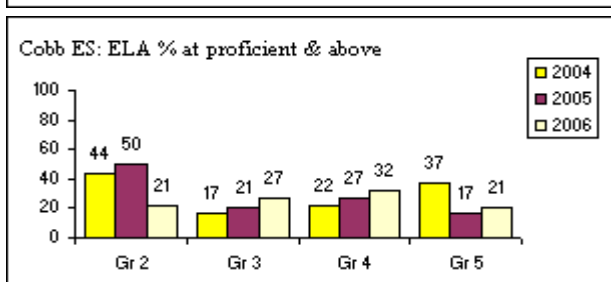
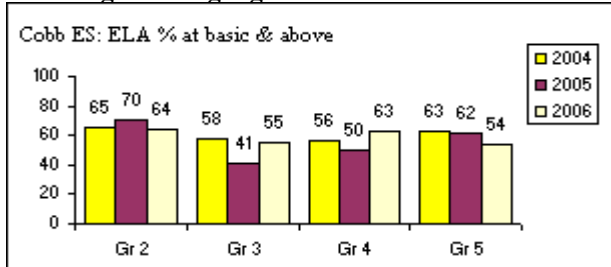
Grade	2004	2005	2006
04	56.3%	89.3%	97.1%

CAT6 - 3 Year Trend

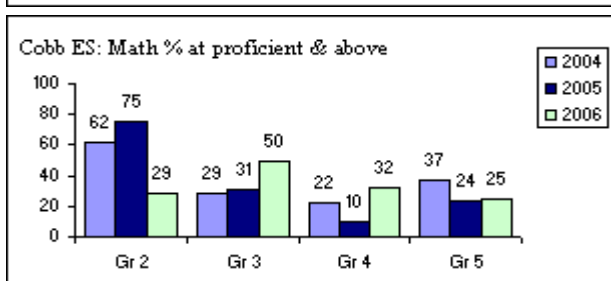
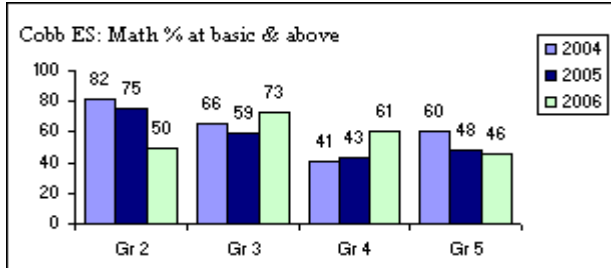
Grade	Reading NPR			Math NPR		
	2004	2005	2006	2004	2005	2006
03	33	34	30	40	48	37

State Assessments

CST English/Language Arts



CST Mathematics



California Standard Tests (CST) Comparisons

Comparison of school to District and State for each grade level at percent students achieving at proficient or advanced level

Grade	2006 ELA			2006 Mathematics			2006 History			2006 Science			2006 Life Science		
	School	District	State	School	District	State	School	District	State	School	District	State	School	District	State
02	21%	49%	47%	29%	63%	59%									
03	27%	42%	37%	50%	65%	58%									
04	32%	55%	49%	32%	60%	54%									
05	21%	45%	43%	25%	51%	48%				13%	33%	32%			

* These are selected highlights of the SARC. The complete SARC required by the California Department of Education can be seen at www.sfusd.edu under "school information."