



San Francisco Unified School District
School Accountability Report Card Highlights 2006/2007

Dr. George Washington Carver Academic Elementary School

1360 Oakdale Avenue, San Francisco, CA 94124 • 415-330-1540 • Mrs. Emily Wade-Thompson, Principal

School Description and Mission Statement

Dr. George Washington Carver Academic Elementary School, a hidden treasure in the Bayview-Hunter's Point, holds high expectations for a culturally diverse student population in a structured environment. We stress academic excellence for all students. We guide them to perform to their best ability and to be socially prepared for the challenges of the 21st Century. Carver will accelerate the learning of our achievers and strengthen the collaboration of our staff. Students will leave us with a strong foundation in literacy, mathematics and technology. Our school makes available to students a variety of enrichment opportunities, including an After School Program. Historically, Carver has been an award-winning school and we are striving to maintain the excellence of ourselves and our achievers.

School Instruction and Leadership

Our school is endowed with a nurturing, dedicated staff, many of whom have worked here for ten to twenty-five years! I have taught in BVHP for 29 years, and have been a principal since 1998. My personal goals for students are to show growth academically, emotionally and socially; to appreciate and participate in the arts; and to learn a second language. I will continue toward these goals during my tenure. Carver staff support each other as a village and consistently plan together. We maintain high expectations in and out of the classroom. Our team of auxiliary personnel assist families and students in getting the most from their school experience. A key program at Carver is technology education.

Opportunities for Parental Involvement

Carver has many organized activities for parents. Throughout the year, the principal and staff present educational workshops such as Family Math, Family Reading and Family Science to enhance our parents' support of student progress. Our Parent Resource Center has materials and consultation for families to educate their children at home. Through phone calls, home visits, newsletters, Student Success Team, and consultations, families are guided in ways to help their children advance academically. Active school committees (SSC, SAC, ELAC) involve parents in school governance. The Parent Advisory Group (PAG) supports school activities and concerns by raising funds and advocating for change. Families and Room Parents are encouraged to volunteer and are recognized in May as Carver VIPS!

School Facility Conditions & Improvements

Carver was built in 1974, and is clean, in fairly good condition, free of graffiti. We have plants and art adorning the interior and a mural that depicts various habitats greets you upon entering the building. The campus is generally safe, clean and attractive. The school has met the ADA requirements of the State. We will receive repair and maintenance through Proposition A. We welcome the possibility of the exterior and interior of our school being painted. We have some minor concerns with drainage and ventilation systems, which are currently being addressed by the District. Our main yard is large, but could be improved with new surfacing, a new play structure, planted areas, a track and tennis court. Three smaller play areas are available for K-1 students.

School Safety Plan

We work hard to keep an orderly, safe environment for learning through high expectations and protocols for staff, students and visitors. We have implemented a Caring School Community program to promote personal responsibility and effective communication. Our students wear uniforms, which helps to create an atmosphere of focused learning. A full-time counselor works with individuals, groups and families to aid children's stability and progress. HERC, a community organization, provides asthma education to our students. Carver students receive 30 hours of health and drug education on a variety of topics, using school and community resources. Police and Fire Department community relations persons visit our school to promote safety. Parents and staff work to improve emergency preparedness.

Types of Services Funded

As a STAR School, funded by Title I, we support underachieving students through our Elementary Advisor, Parent Liaison, Nurse, IRF and Learning Support Consultant, who provide individual family and small group intervention. The IRF joins Partners In School Innovation staff as agents for improving teaching practices and achievement in language arts. Title I, SBCP, WSF and Consent Decree funds are used to fund 6 paraprofessionals who support learning in the classrooms. Additional teaching and materials are provided for Special Education, GATE, English Learners and EDY students. Library, Technology and Beacon/Excel Afterschool Program provide additional support for students. The YMCA provides PE instruction at Carver. Choir, Art/Music and Outdoor Education enhance students' lives.

** These are selected highlights of the SARC. The complete SARC required by the California Department of Education can be seen at www.sfusd.edu under "school information."*



San Francisco Unified School District
School Accountability Report Card Highlights 2006/2007

Dr. George Washington Carver Academic Elementary School

1360 Oakdale Avenue, San Francisco, CA 94124 • 415-330-1540 • Mrs. Emily Wade-Thompson, Principal

Academic Performance Index (API)				
API Data	02-03	03-04	04-05	05-06
API Base Score	671	680	670	678
Statewide Rank *	5	4	3	3
Similar Schools Rank *	7	8	6	4
Growth Target **	6	6	7	6
Percent Tested	98	100	100	99
Actual Growth	27	-12	8	-8
API Growth Score	698	668	678	670

* These rankings are based on previous year's data.
 ** "A" means the school scored at or above the statewide performance target of 800 in 2005.
 "B" means the school did not have a valid 2005 API base and will not have any growth or target information.

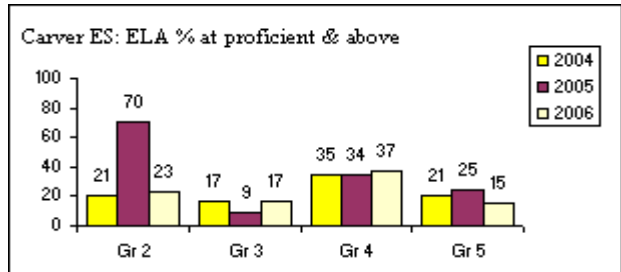
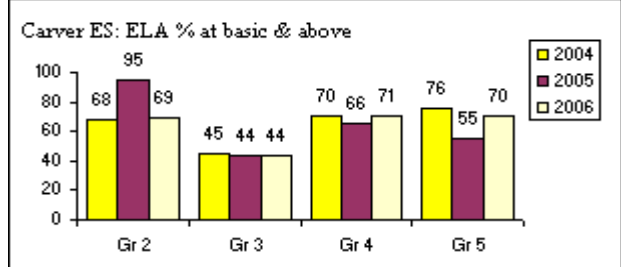
Federal Accountability: Adequate Yearly Progress (AYP)			
	2004	2005	2006
Met All AYP Criteria?	Yes	Yes	No

California Writing Standards Percent of students at a performance level of 4 or higher			
Grade	2004	2005	2006
04	60.0%	85.7%	79.4%

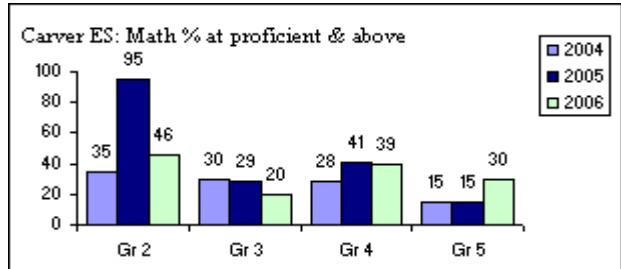
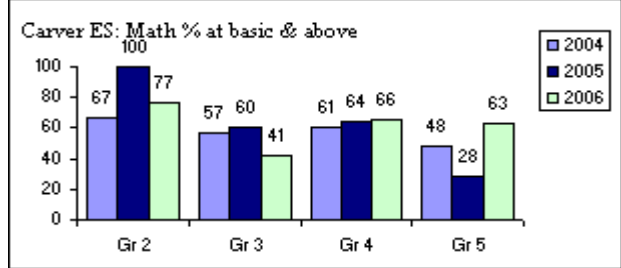
CAT6 - 3 Year Trend						
Grade	Reading NPR			Math NPR		
	2004	2005	2006	2004	2005	2006
03	23	30	29	35	46	33

State Assessments

CST English/Language Arts



CST Mathematics



California Standard Tests (CST) Comparisons

Comparison of school to District and State for each grade level at percent students achieving at proficient or advanced level

Grade	2006 ELA			2006 Mathematics			2006 History <small>Grades 8, 10, 11 were tested in 2006</small>			2006 Science <small>Grades 5, 8, 9, 10, 11 were tested in 2006</small>			2006 Life Science <small>Grade 10 was tested in 2006</small>		
	School	District	State	School	District	State	School	District	State	School	District	State	School	District	State
02	23%	49%	47%	46%	63%	59%									
03	17%	42%	37%	20%	65%	58%									
04	37%	55%	49%	39%	60%	54%									
05	15%	45%	43%	30%	51%	48%				15%	33%	32%			

* These are selected highlights of the SARC. The complete SARC required by the California Department of Education can be seen at www.sfusd.edu under "school information."