



San Francisco Unified School District
School Accountability Report Card Highlights 2007/2008

Alamo Elementary School

250 23rd Avenue, San Francisco, CA 94121 • 415-750-8456 • Ms. Pamela Gire, Principal

School Description and Mission Statement

Alamo Elementary School is truly an extraordinary place of learning. Our talented staff provides each student with a quality education aligned to rigorous standards, high academic and behavioral expectations, equity and a solid foundation and preparation for successful lives as productive citizens. The tradition to uphold excellence is a prevailing driver of the Alamo culture. Alamo School's vision is to bring our culturally diverse students a life-long love of learning and promote the whole child. Parents, staff and students, working in concert, have made Alamo a twice-recognized CA Distinguished as well as a NATIONAL BLUE RIBBON SCHOOL. Through equity, integrity and vision, Alamo continues to demonstrate its proud tradition of solid results, high achievement and academic excellence.

School Instruction and Leadership

Alamo staff subscribe to the belief that learning should be challenging and standards should be high. Teachers use stimulating real-life experiences, (such as field trips, hands-on science, etc.) and materials to make learning fun. Through comprehensive planning, lifelong learning and collaboration in grade-levels and with the principal, the pedagogy of instruction at Alamo has been raised to a very high level. Teachers display a vast array of best practices in their teaching to meet the spectrum of learning levels and styles within each classroom. To ensure that every child is successful, teachers go beyond the instructional day tutoring, assisting with homework, and conferencing with parents. The data reflects this. The students at Alamo are motivated, focused and excited about learning.

Opportunities for Parental Involvement

At Alamo, Community Partnerships are nurtured. There is a strong symbiotic relationship between the school and community which is very special and unique. Each year, Alamo School logs tens of thousands of volunteer hours. There are countless opportunities for parents to volunteer in classrooms, become involved in numerous schoolwide activities and serve on the School Site Council, English Language Advisory Committee and PTA.

School Facility Conditions & Improvements

Not Available

School Safety Plan

Not Available

Types of Services Funded

Not Available

** These are selected highlights of the SARC. The complete SARC required by the California Department of Education can be seen at www.sfusd.edu under "school information."*



San Francisco Unified School District
School Accountability Report Card Highlights 2007/2008


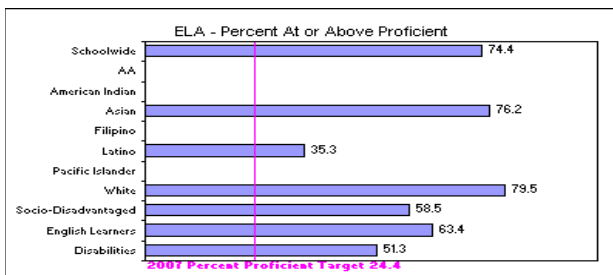
Alamo Elementary School

250 23rd Avenue, San Francisco, CA 94121 • 415-750-8456 • Ms. Pamela Gire, Principal

Academic Performance Index (API)				
API Data	03-04	04-05	05-06	06-07
API Base Score	883	868	864	901
Statewide Rank *	10	10	9	10
Similar Schools Rank *	5	8	2	8
Growth Target **	A	A	A	A
Percent Tested	100	100	100	100
Actual Growth	-9	-4	36	2
API Growth Score	874	864	900	903

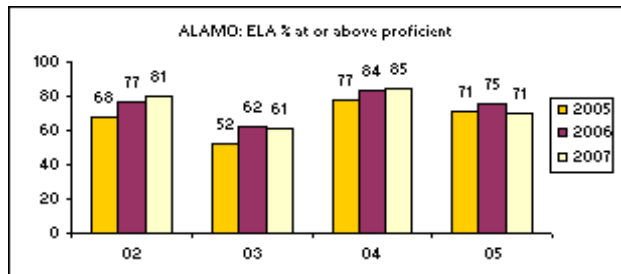
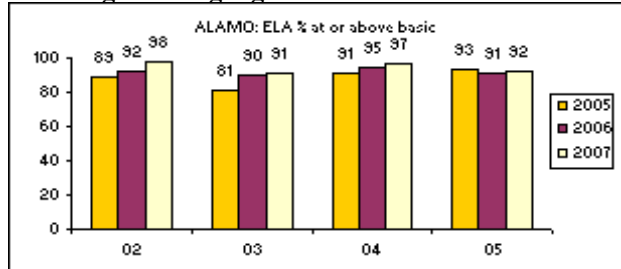
* These rankings are based on previous year's data.
 ** "A" means the school scored at or above the statewide performance target of 800 in 2006.
 "B" means the school did not have a valid 2006 API base and will not have any growth or target information.

Federal Accountability: Adequate Yearly Progress (AYP)			
	2005	2006	2007
Met All AYP Criteria?	Yes	Yes	Yes

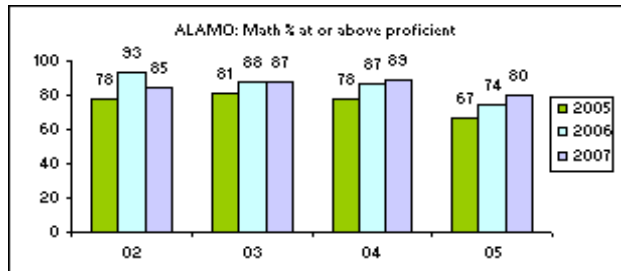
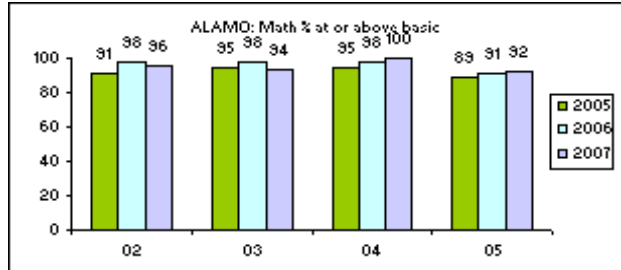


State Assessments

CST English/Language Arts



CST Mathematics



California Standard Tests (CST) Comparisons
 Comparison of school to District and State for each grade level at percent students achieving at proficient or advanced level

Grade	2007 ELA			2007 Mathematics			2007 History <small>Grades 8, 11 were tested in 2007</small>			2007 Science <small>Grades 5, 8, 10 were tested in 2007</small>		
	School	District	State	School	District	State	School	District	State	School	District	State
02	81%	52%	48%	85%	65%	59%						
03	61%	40%	37%	87%	64%	58%						
04	85%	56%	51%	89%	63%	56%						
05	71%	50%	44%	80%	55%	49%				58%	42%	37%

* These are selected highlights of the SARC. The complete SARC required by the California Department of Education can be seen at www.sfusd.edu under "school information."