



San Francisco Unified School District
School Accountability Report Card Highlights 2007/2008

Bessie Carmichael School /Filipino Education Center

375 7th St. & 824 Harrison St., San Francisco, CA 94103 • 415-355-6916 / 291-7983 • Mr. Jeffrey T. Burgos,
Principal

School Description and Mission Statement

Rich in cultural diversity, Bessie Carmichael School / Filipino Education Center is a treasure in the heart of the South of Market Area (SOMA). Our nurturing, loving and caring campuses are home to programs which focus on the development of the whole child. Now a K-8th school, our school offers curricular programs designed to provide interactive and hands-on learning for our students. We offer English Language Development (ELD), Spanish Bilingual, and the only Filipino Bilingual and Filipino Newcomer Program at San Francisco Unified School District. We have co-curricular programs such as the Nutrition Program, SPARK Physical Education, Choir and Instrumental Program, Adventures in Music Program, and Junior Achievement--among many others.

School Instruction and Leadership

Our teachers and staff work together to provide a consistent and collaborative approach to instruction. Teachers meet regularly in order to plan instruction and ensure equity in the classrooms and fidelity of the programs. Our Leadership Team consists of administrators and a teacher from each grade-level to make certain our school is following its instructional goals.

Opportunities for Parental Involvement

At Bessie Carmichael / FEC, we strongly believe in the home-school partnership to provide our students optimal learning opportunities within and beyond the four corners of our campuses. We strongly encourage parents and guardians to be actively involved in the education of their children. The Parent-Teacher Association and the School Site Council are opportunities for parents to be an integral component in schoolwide improvement efforts. We always welcome parent/guardian volunteers who help us in a spectrum of ways. Many of our volunteers assist us on field trips, participation in enrichment activities, yard supervision. For information on how to be actively involved at school, do call or stop by the school to speak to parents assisting us on a regular basis.

School Facility Conditions & Improvements

Our elementary school campus is two years new! Yes, practically everything is new! As in many San Francisco schools, play yard space was an issue for our school. Now with the brand new park right across our elementary school facility, our students now have access to the park during the instructional day.

Our middle school campus was the old Filipino Education Center. The facility was recently upgraded to meet the needs of our middle school students. We are anticipating construction of four classrooms and a cafeteria in the summer of 2007.

School Safety Plan

Our schoolwide rules focus on three overarching rules: BE SAFE, BE RESPONSIBLE and BE RESPECTFUL. The school community works closely together to consistently implement the rules to ensure the safety and well-being of our students. Our elementary campus is equipped with security cameras/monitors. Our middle school campus is secured facility with gates secured all the time. Regularly scheduled safety drills are conducted to make sure that everybody knows procedures in cases of emergency. Our Emergency Response Team meets, discusses, and reviews procedures periodically to ensure campus safety at all times.

Types of Services Funded

Not Available

** These are selected highlights of the SARC. The complete SARC required by the California Department of Education can be seen at www.sfusd.edu under "school information."*



San Francisco Unified School District
School Accountability Report Card Highlights 2007/2008


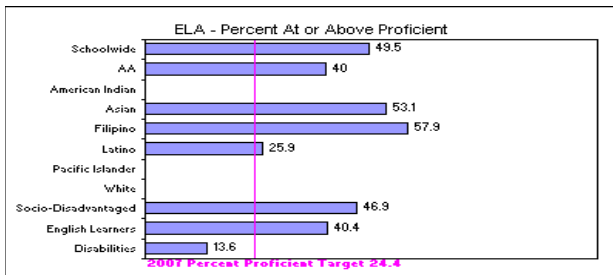
Bessie Carmichael School /Filipino Education Center

375 7th St. & 824 Harrison St., San Francisco, CA 94103 • 415-355-6916 / 291-7983 • Mr. Jeffrey T. Burgos, Principal

Academic Performance Index (API)				
API Data	03-04	04-05	05-06	06-07
API Base Score	695	710	684	726
Statewide Rank *	4	5	3	4
Similar Schools Rank *	1	2	1	1
Growth Target **	5	5	6	5
Percent Tested	100	99	100	100
Actual Growth	18	-26	46	51
API Growth Score	713	684	730	777

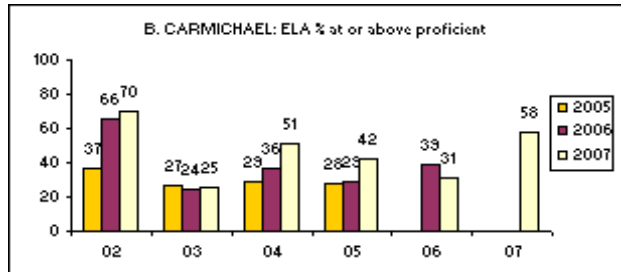
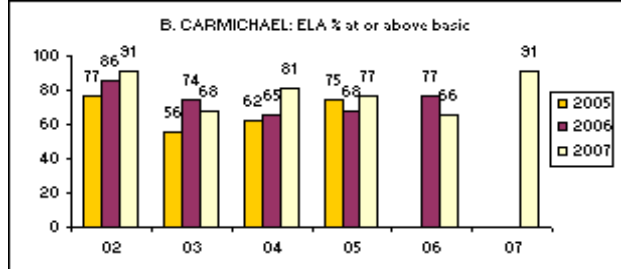
* These rankings are based on previous year's data.
 ** "A" means the school scored at or above the statewide performance target of 800 in 2006.
 "B" means the school did not have a valid 2006 API base and will not have any growth or target information.

Federal Accountability: Adequate Yearly Progress (AYP)			
	2005	2006	2007
Met All AYP Criteria?	No	No	Yes

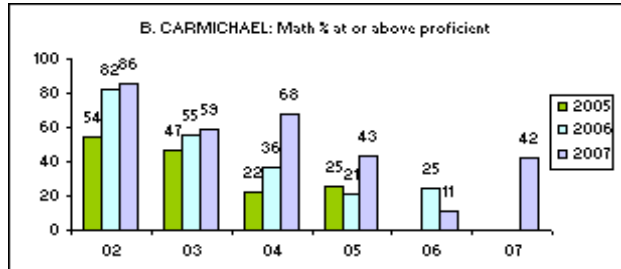
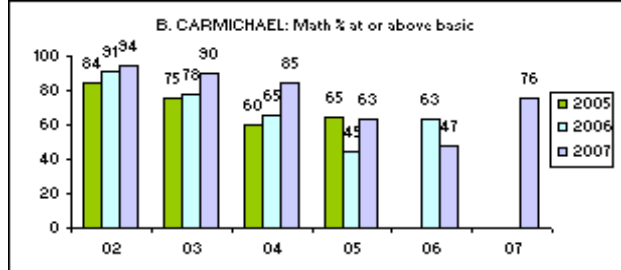


State Assessments

CST English/Language Arts



CST Mathematics



California Standard Tests (CST) Comparisons
 Comparison of school to District and State for each grade level at percent students achieving at proficient or advanced level

Grade	2007 ELA			2007 Mathematics			2007 History <small>Grades 8, 11 were tested in 2007</small>			2007 Science <small>Grades 5, 8, 10 were tested in 2007</small>		
	School	District	State	School	District	State	School	District	State	School	District	State
02	70%	52%	48%	86%	65%	59%						
03	25%	40%	37%	59%	64%	58%						
04	51%	56%	51%	68%	63%	56%						
05	42%	50%	44%	43%	55%	49%				27%	42%	37%
06	31%	46%	42%	11%	47%	42%						
07	58%	54%	46%	42%	54%	39%						

* These are selected highlights of the SARC. The complete SARC required by the California Department of Education can be seen at www.sfusd.edu under "school information."