



San Francisco Unified School District
School Accountability Report Card Highlights 2007/2008

Dr. William L. Cobb Elementary School

2725 California Street, San Francisco, CA 94115 • 415-749-3505 • Ms Pat Forte, Principal

School Description and Mission Statement

Cobb is a small school with 170 students. There are 9 ELD and 2 Special Day Classes (K-5) (Slingerland/ learning disabled) and full inclusion. Programs include technology, integration of science, math and literacy, gardening, and nutrition; instrumental music, SF Symphony and Ballet Program, resident poets and artists including opera; monthly academic assemblies; student newspaper, service learning, Read-a-thons, Spring Carnival. As educational professionals at Dr. William L. Cobb Elementary School, our mission is to accelerate student achievement by providing an academically rigorous, standards-based, educational experience for a diverse student population. We strive to foster a safe, caring school community. Cobb has a Montessori Child Development Center and an afterschool YMCA program.

School Instruction and Leadership

Our instructional strategies allow students equal access to a quality education. Our adopted curricula for language arts and math, and integration of science with math and literacy, promote critical thinking and problem solving. Ongoing assessment informs faculty of student needs and an intervention program for students in grades 2-5 provides small group instruction. Faculty teams collaborate weekly to ensure a strong instructional program at all levels. Special programs with private schools, universities and community organizations provide mentoring, tutorials and enrichment outings. Cobb has a growing GATE program that utilizes depth and complexity and independent study to meet the needs of high potential students. Faculty remain at Cobb and are committed to the community and our children.

Opportunities for Parental Involvement

In addition to the School Site Council (SSC), which is made up of elected parents and community members, the Parent Teacher Organization (PTO) supports school programs through community events, promoting parent involvement, and fundraising. Our Parent Liaison works with families to support involvement in their children's education, including family picnics, Grandparent's Day, and workshops on Math, Science, Literacy, and more. Our Learning Support Professional, School Nurse and Resource Support Person provide consulting and direct services as well as referrals to other agencies to bridge school, home, and community and ensure the academic excellence of all students. Parents and community members work on newsletters and school committees for art projects, school gardening and nutrition.

School Facility Conditions & Improvements

Dr. William L. Cobb Elementary School was built in 1923; however, it was remodeled fifty-one years later in 1974. Recent improvements include the following: Student's restroom, exterior paint, increased storage area, new internet system upgrade, security gate, ADA accessibility upgrade (wheelchair ramp), heating system upgrade, and student play equipment. The fruit and vegetable garden is maintained and harvested by on-site health nutritionist and students. Planned improvements include the following: Adult restroom remodel and upgrade, broken window replacement, replacement of floor coverings throughout the building, improved lighting throughout building (especially main entrance area). Cobb will undergo ADA upgrade and renovation planning in 2008-2009.

School Safety Plan

As an urban school in an earthquake prone area, we have several plans for school safety depending upon the event. Evacuations plans are in place and are practiced for fire, earthquake, and other emergencies. Faculty and staff have designated roles. They are often practiced during these drills. Classified staff and out-of-classroom teachers have key roles. We have emergency provisions and family information on hand and updated regularly.

Types of Services Funded

Dr. William L. Cobb is a small school with a yearly average of 170 students. We have 9 general education classrooms with fully credentialed teachers. One is National board Certified. Our school has Comprehensive special education services, including 2 special day classes. Both SDC's offer the Slingerland Multi-Sensory approach to learning. Our school is also provided additional teaching and learning support services by our Instructional Reform Facilitators (IRF), paraprofessionals, SFUSD Teaching and Learning Consultants. Our computer lab has new eMacs and students are able to listen to the district required curriculum Houghton Mifflin. The specialized tutorial services provided by the YMCA Afterschool Program is utilized to enhance learning.



San Francisco Unified School District
School Accountability Report Card Highlights 2007/2008

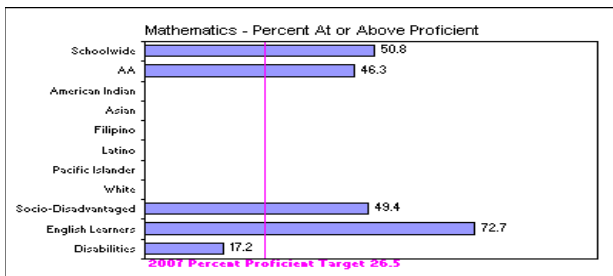
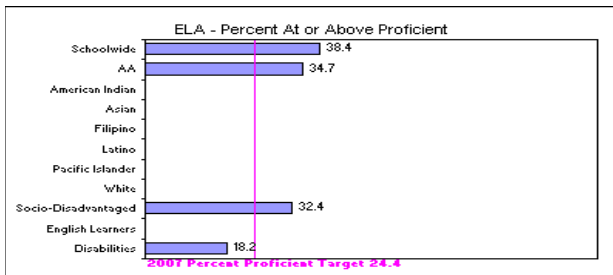
Dr. William L. Cobb Elementary School

2725 California Street, San Francisco, CA 94115 • 415-749-3505 • Ms Pat Forte, Principal

Academic Performance Index (API)				
API Data	03-04	04-05	05-06	06-07
API Base Score	583	678	655	661
Statewide Rank *	1	3	2	2
Similar Schools Rank *	1	5	5	6
Growth Target **	11	6	7	7
Percent Tested	100	100	99	100
Actual Growth	87	-23	8	28
API Growth Score	670	655	663	689

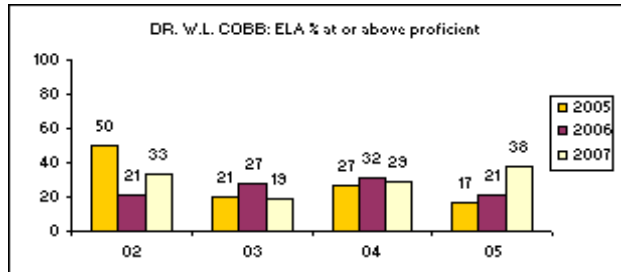
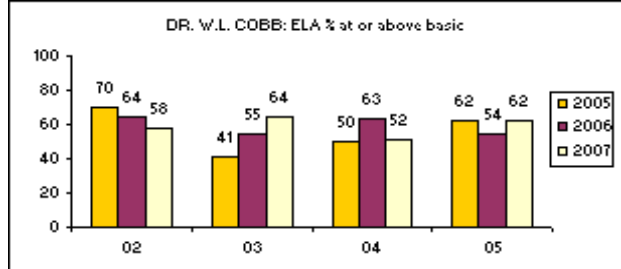
* These rankings are based on previous year's data.
 ** "A" means the school scored at or above the statewide performance target of 800 in 2006.
 "B" means the school did not have a valid 2006 API base and will not have any growth or target information.

Federal Accountability: Adequate Yearly Progress (AYP)			
	2005	2006	2007
Met All AYP Criteria?	Yes	Yes	No

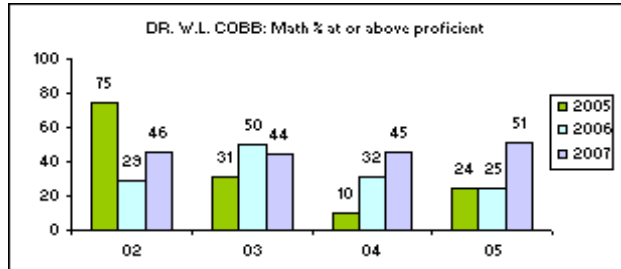
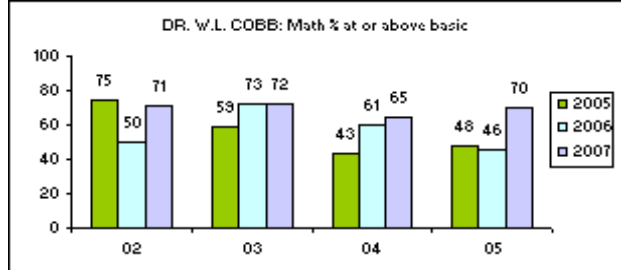


State Assessments

CST English/Language Arts



CST Mathematics



California Standard Tests (CST) Comparisons
 Comparison of school to District and State for each grade level at percent students achieving at proficient or advanced level

Grade	2007 ELA			2007 Mathematics			2007 History <small>Grades 8, 11 were tested in 2007</small>			2007 Science <small>Grades 5, 8, 10 were tested in 2007</small>		
	School	District	State	School	District	State	School	District	State	School	District	State
02	33%	52%	48%	46%	65%	59%						
03	19%	40%	37%	44%	64%	58%						
04	29%	56%	51%	45%	63%	56%						
05	38%	50%	44%	51%	55%	49%				38%	42%	37%

* These are selected highlights of the SARC. The complete SARC required by the California Department of Education can be seen at www.sfusd.edu under "school information."