



SFUSD School Data for 2008-2009

ARGONNE ALTERNATIVE ELEMENTARY SCHOOL

• Address: 0680 18TH AV, SAN FRANCISCO, CA 94121 • Phone: 415-750-8460
 • Principal: ROBIN SHARP • Grade Span: K -05

Student Demographic Information (3-Year Trend)

Year (Fall)	Student Count	Ethnic Representation (%)										Programs (%)				
		Latino	Other White	African American	Chinese	Japanese	Korean	American Indian	Filipino	Other Non-White	Declines to State	English Learner	Special Ed.	GATE	Free Lunch	Reduced Lunch
2008	406	6.9	22.4	3.0	42.9	1.7	0.7	0.0	1.7	9.6	11.1	34.7	6.4	6.4	23.2	18.2
2007	407	6.1	23.1	3.2	42.0	1.5	1.2	0.0	1.2	10.6	11.1	32.4	4.9	7.6	21.9	21.6
2006	413	5.3	21.8	4.6	40.4	1.5	1.2	0.0	1.7	10.9	12.6	30.5	7.3	9.0	26.6	14.3

* Grade span change occurred in the year.

Academic Performance Index (API)

API Data	05-06	06-07	07-08	08-09
API Base Score	860	865	844	871
Statewide Rank *	9	9	8	9
Similar Schools Rank *	6	6	3	8
Growth Target **	A	A	A	A
Actual Growth	5	-18	29	-2
API Growth Score	865	847	873	869

* These rankings are based on previous year's data.

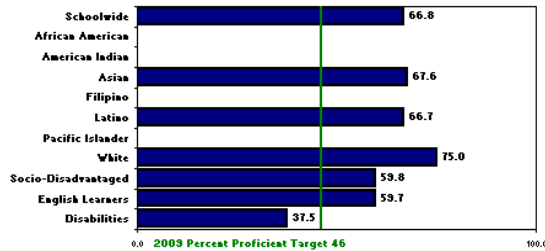
** "A" means the school scored at or above the statewide performance target of 800 in 2008.

"B" means the school did not have a valid 2008 API base and will not have any growth or target information.

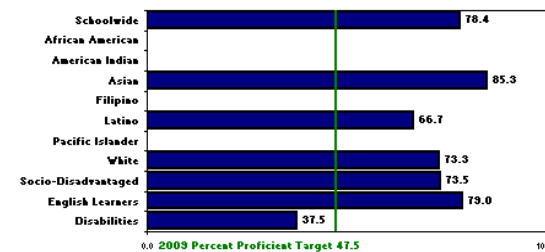
Adequate Yearly Progress (AYP)

	2007	2008	2009
Met All AYP Criteria?	Yes	Yes	Yes

English-Language Arts - Percent At or Above Proficient

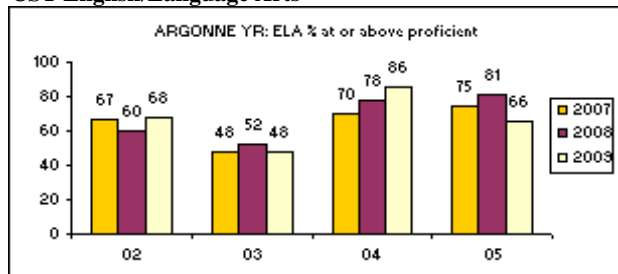


Mathematics - Percent At or Above Proficient

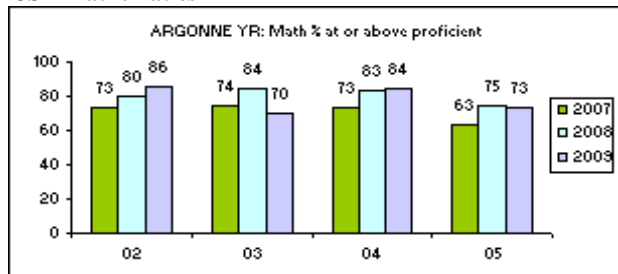


California Standards Tests (CST)

CST English/Language Arts



CST Mathematics



Student CST Proficiency Representation:

SUBJECT / YEAR	PERCENT AT EACH PROFICIENCY LEVEL					% AT PROFICIENT OR ABOVE		
	Far Below Basic	Below Basic	Basic	Proficient	Advance	School	District	State

GRADE 05 SCIENCE

2009	66%	52%	49%
2008	56%	52%	46%
2007	43%	41%	37%

CA English Language Development Test (CELDT)

Previous CELDT Test	Current CELDT Test (Fall 2008)		
	# Test Taker	# Meeting Target	% Meeting Target
Beginning	8	7	87.5%
Early Int.	27	27	100.0%
Intermediate	52	32	61.5%
EA (not CEP)	1	1	100.0%
ADV (not CEP)	0	0	N/A
EA (CEP)	35	34	97.1%
ADV (CEP)	11	11	100.0%
TOTAL	134	112	83.6%

CEP: "CELDT English Proficient" requires an Overall Score of Early Advanced (EA) or Advanced (ADV) with all subskills tested at the Intermediate level or above. Students are "not CELDT English Proficient" if their Overall Score is Early Advanced (EA) or Advanced (ADV) with at least one subskill below the Intermediate level.