



SFUSD School Data for 2008-2009

BESSIE CARMICHAEL / FEC(K8)

• Address: 824 HARRISON ST, SAN FRANCISCO, CA 94103 • Phone: 415-291-7984
 • Principal: JEFFREY T BURGOS • Grade Span: K -08

Student Demographic Information (3-Year Trend)

Year (Fall)	Student Count	Ethnic Representation (%)											Programs (%)				
		Latino	Other White	African American	Chinese	Japanese	Korean	American Indian	Filipino	Other Non-White	Declines to State	English Learner	Special Ed.	GATE	Free Lunch	Reduced Lunch	
2008	583	22.1	3.9	10.1	1.5	0.0	0.2	1.0	50.4	8.1	2.6	43.4	6.3	6.2	52.8	21.4	
2007	580	23.3	2.6	8.4	1.7	0.0	0.2	0.7	52.4	7.6	3.1	38.3	5.9	4.8	56.6	17.6	
2006	499	23.4	1.4	7.0	1.4	0.0	0.0	1.2	52.1	10.0	3.4	41.5	6.8	3.6	67.1	10.6	

* Grade span change occurred in the year.

Academic Performance Index (API)

API Data	05-06	06-07	07-08	08-09
API Base Score	684	726	775	749
Statewide Rank *	3	4	6	4
Similar Schools Rank *	1	1	8	5
Growth Target **	6	5	5	5
Actual Growth	46	51	-28	2
API Growth Score	730	777	747	751


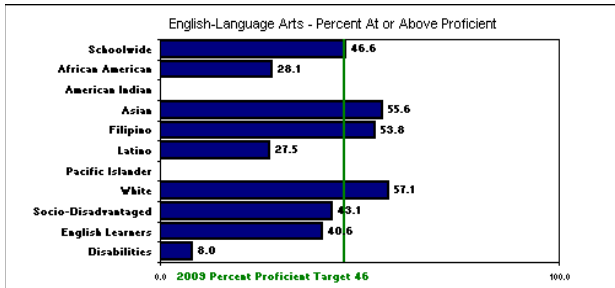
* These rankings are based on previous year's data.

** "A" means the school scored at or above the statewide performance target of 800 in 2008.

"B" means the school did not have a valid 2008 API base and will not have any growth or target information.

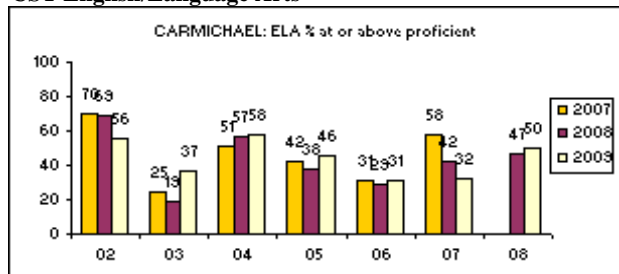
Adequate Yearly Progress (AYP)

	2007	2008	2009
Met All AYP Criteria?	Yes	No	No

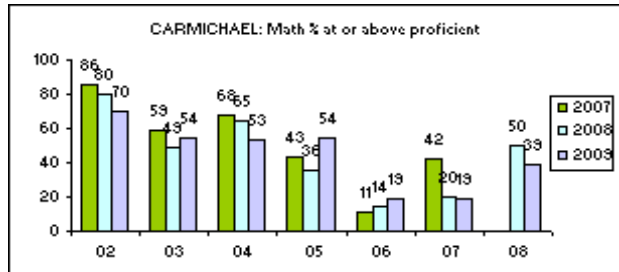


California Standards Tests (CST)

CST English/Language Arts



CST Mathematics



Student CST Proficiency Representation:

Far Below Basic (Red) Below Basic (Pink) Basic (Yellow) Proficient (Light Green) Advance (Dark Green)

SUBJECT / YEAR PERCENT AT EACH PROFICIENCY LEVEL % AT PROFICIENT OR ABOVE School District State

GRADE 05 SCIENCE

2009	31%	55%	49%
2008	34%	53%	46%
2007	27%	46%	37%

GRADE 08 SCIENCE

2009	59%	63%	56%
2008	38%	63%	52%

GRADE 8 HISTORY

2009	36%	51%	42%
2008	31%	53%	36%