



## SFUSD School Data for 2008-2009

# COMMODORE SLOAT ELEMENTARY SCHOOL

• Address: 0050 DARIEN WY, SAN FRANCISCO, CA 94127 • Phone: 415-759-2807  
 • Principal: JEANNE DOWD • Grade Span: K -05

### Student Demographic Information (3-Year Trend)

Year (Fall)	Student Count	Ethnic Representation (%)										Programs (%)				
		Latino	Other White	African American	Chinese	Japanese	Korean	American Indian	Filipino	Other Non-White	Declines to State	English Learner	Special Ed.	GATE	Free Lunch	Reduced Lunch
2008	355	8.7	18.0	6.2	36.6	1.1	2.3	0.0	6.2	10.1	10.7	28.7	8.5	7.6	20.6	18.9
2007	360	10.3	15.8	7.2	37.8	0.3	1.7	0.3	7.8	10.6	8.3	25.8	8.9	11.4	23.1	18.6
2006	358	11.2	13.4	7.8	39.7	0.3	1.7	0.3	5.9	10.6	9.2	24.3	9.2	7.8	25.4	19.0

\* Grade span change occurred in the year.

### Academic Performance Index (API)

API Data	05-06	06-07	07-08	08-09
API Base Score	842	866	870	848
Statewide Rank *	9	9	9	8
Similar Schools Rank *	3	7	8	3
Growth Target **	A	A	A	A
Actual Growth	26	1	-16	24
API Growth Score	868	867	854	872

\* These rankings are based on previous year's data.


\*\* "A" means the school scored at or above the statewide performance target of 800 in 2008.

"B" means the school did not have a valid 2008 API base and will not have any growth or target information.

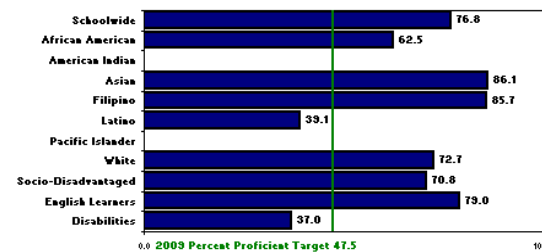
### Adequate Yearly Progress (AYP)

	2007	2008	2009
Met All AYP Criteria?	Yes	Yes	Yes

English-Language Arts - Percent At or Above Proficient

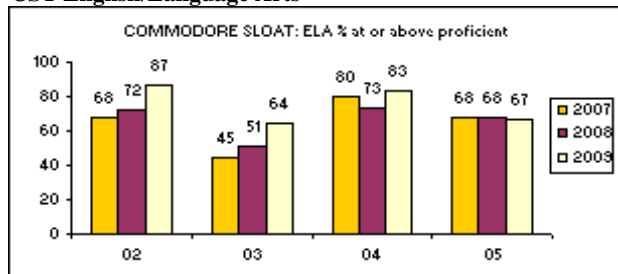


Mathematics - Percent At or Above Proficient

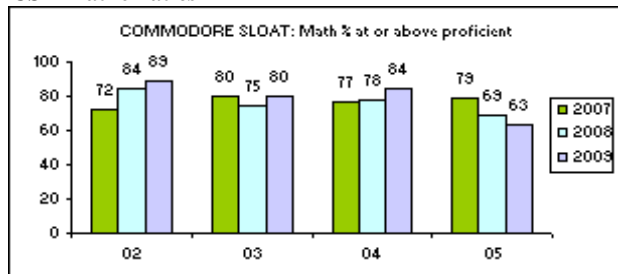


### California Standards Tests (CST)

#### CST English/Language Arts



#### CST Mathematics



#### Student CST Proficiency Representation:

SUBJECT / YEAR	PERCENT AT EACH PROFICIENCY LEVEL					% AT PROFICIENT OR ABOVE		
	Far Below Basic	Below Basic	Basic	Proficient	Advance	School	District	State

#### GRADE 05 SCIENCE

2009	67%	52%	49%
2008	77%	52%	46%
2007	63%	41%	37%

### CA English Language Development Test (CELDT)

Previous CELDT Test	Current CELDT Test (Fall 2008)		
	# Test Taker	# Meeting Target	% Meeting Target
Beginning	18	17	94.4%
Early Int.	15	12	80.0%
Intermediate	30	20	66.7%
EA (not CEP)	3	1	33.3%
ADV (not CEP)	0	0	N/A
EA (CEP)	26	24	92.3%
ADV (CEP)	9	8	88.9%
<b>TOTAL</b>	<b>101</b>	<b>82</b>	<b>81.2%</b>

CEP: "CELDT English Proficient" requires an Overall Score of Early Advanced (EA) or Advanced (ADV) with all subskills tested at the Intermediate level or above. Students are "not CELDT English Proficient" if their Overall Score is Early Advanced (EA) or Advanced (ADV) with at least one subskill below the Intermediate level.