



SFUSD School Data for 2008-2009

FAIRMOUNT ELEMENTARY SCHOOL

• Address: 0065 CHENERY ST, SAN FRANCISCO, CA 94131 • Phone: 415-695-5669
 • Principal: ANA LUNARDI • Grade Span: K -05

Student Demographic Information (3-Year Trend)

Year (Fall)	Student Count	Ethnic Representation (%)											Programs (%)				
		Latino	Other White	African American	Chinese	Japanese	Korean	American Indian	Filipino	Other Non-White	Declines to State	English Learner	Special Ed.	GATE	Free Lunch	Reduced Lunch	
2008	356	65.4	12.4	7.9	0.8	0.3	0.3	0.6	2.8	3.4	6.2	38.5	16.6	9.0	48.3	7.3	
2007	353	64.3	10.2	7.9	1.1	0.3	0.0	0.6	4.2	4.0	7.4	39.9	15.9	4.5	45.6	7.1	
2006	372	61.0	9.7	11.0	1.1	0.3	0.0	0.8	3.2	5.6	7.3	38.4	17.2	4.6	52.2	9.4	

* Grade span change occurred in the year.

Academic Performance Index (API)

API Data	05-06	06-07	07-08	08-09
API Base Score	626	687	699	718
Statewide Rank *	1	2	2	3
Similar Schools Rank *	1	1	1	2
Growth Target **	9	6	5	5
Actual Growth	60	18	21	-31
API Growth Score	686	705	720	687


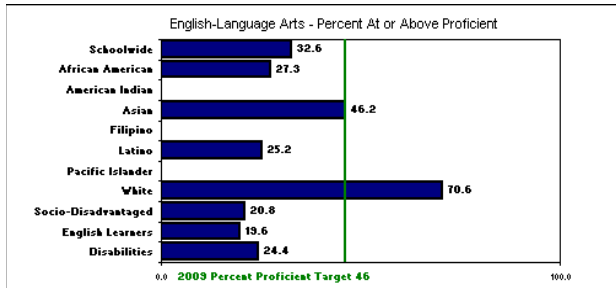
* These rankings are based on previous year's data.

** "A" means the school scored at or above the statewide performance target of 800 in 2008.

"B" means the school did not have a valid 2008 API base and will not have any growth or target information.

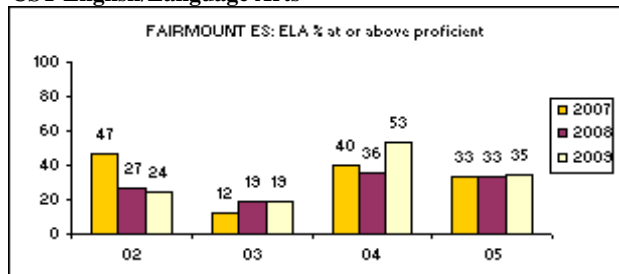
Adequate Yearly Progress (AYP)

	2007	2008	2009
Met All AYP Criteria?	Yes	No	No

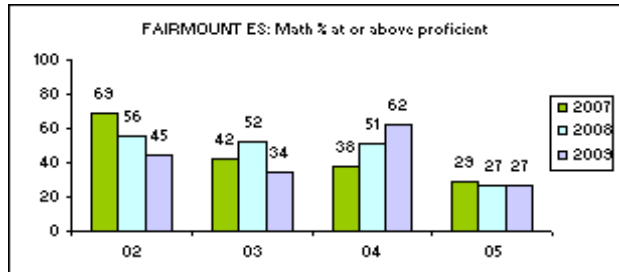


California Standards Tests (CST)

CST English/Language Arts



CST Mathematics



Student CST Proficiency Representation:

Far Below Basic (red), Below Basic (orange), Basic (yellow), Proficient (green), Advance (dark green)

SUBJECT / YEAR PERCENT AT EACH PROFICIENCY LEVEL % AT PROFICIENT OR ABOVE School District State

GRADE 05 SCIENCE

2009	[Bar chart showing proficiency levels]	27%	52%	49%
2008	[Bar chart showing proficiency levels]	26%	52%	46%
2007	[Bar chart showing proficiency levels]	28%	41%	37%

CA English Language Development Test (CELDT)

Previous CELDT Test	Current CELDT Test (Fall 2008)		
	# Test Taker	# Meeting Target	% Meeting Target
Beginning	31	16	51.6%
Early Int.	34	21	61.8%
Intermediate	51	19	37.3%
EA (not CEP)	0	0	N/A
ADV (not CEP)	0	0	N/A
EA (CEP)	17	11	64.7%
ADV (CEP)	2	2	100.0%
TOTAL	135	69	51.1%

CEP: "CELDT English Proficient" requires an Overall Score of Early Advanced (EA) or Advanced (ADV) with all subskills tested at the Intermediate level or above. Students are "not CELDT English Proficient" if their Overall Score is Early Advanced (EA) or Advanced (ADV) with at least one subskill below the Intermediate level.