



## SFUSD School Data for 2008-2009

# CESAR CHAVEZ ELEMENTARY SCHOOL

• Address: 0825 SHOTWELL ST, SAN FRANCISCO, CA 94110 • Phone: 415-695-5765  
 • Principal: ADELINA ARAMBURO • Grade Span: K -05

### Student Demographic Information (3-Year Trend)

Year (Fall)	Student Count	Ethnic Representation (%)											Programs (%)				
		Latino	Other White	African American	Chinese	Japanese	Korean	American Indian	Filipino	Other Non-White	Declines to State	English Learner	Special Ed.	GATE	Free Lunch	Reduced Lunch	
2008	461	85.9	0.4	2.4	0.2	0.0	0.0	1.1	2.0	3.3	4.8	60.3	13.4	6.5	67.2	10.6	
2007	442	85.7	0.7	2.5	0.7	0.0	0.0	1.4	2.3	2.0	4.8	59.5	13.3	4.8	68.3	12.2	
2006	411	84.4	1.7	2.7	1.0	0.0	0.0	1.9	1.9	1.7	4.6	59.6	17.0	2.9	78.3	5.4	

\* Grade span change occurred in the year.

### Academic Performance Index (API)

API Data	05-06	06-07	07-08	08-09
API Base Score	723	735	593	646
Statewide Rank *	4	4	1	1
Similar Schools Rank *	9	10	1	1
Growth Target **	4	5	10	8
Actual Growth	13	-139	54	10
API Growth Score	736	596	647	656

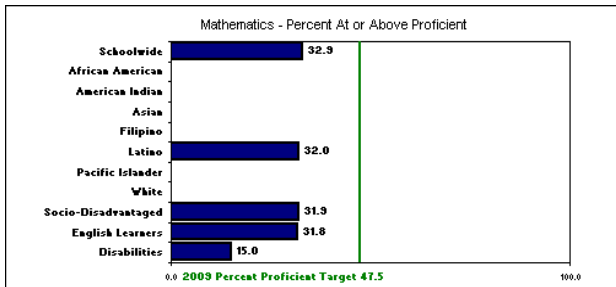
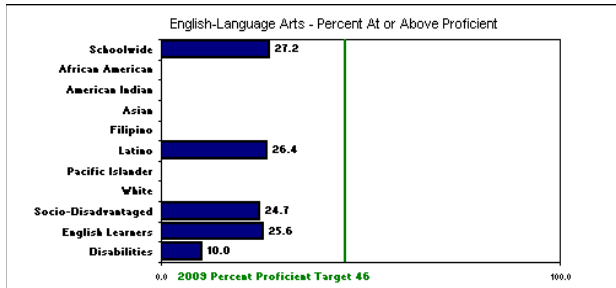
\* These rankings are based on previous year's data.

\*\* "A" means the school scored at or above the statewide performance target of 800 in 2008.

"B" means the school did not have a valid 2008 API base and will not have any growth or target information.

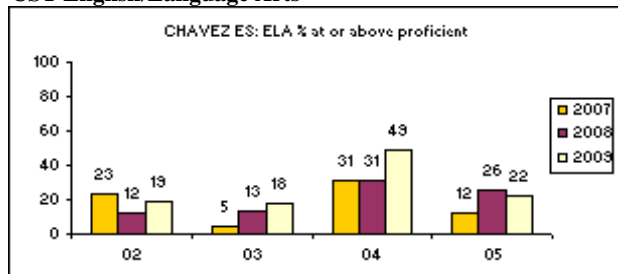
### Adequate Yearly Progress (AYP)

	2007	2008	2009
Met All AYP Criteria?	No	No	No

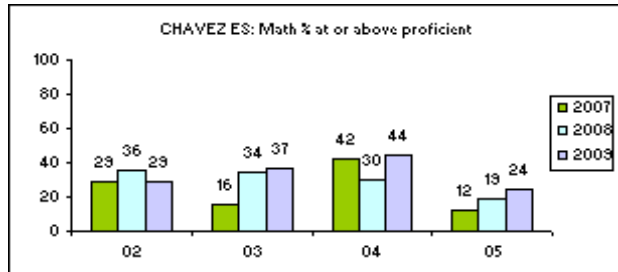


### California Standards Tests (CST)

#### CST English/Language Arts



#### CST Mathematics



#### Student CST Proficiency Representation:

SUBJECT / YEAR	PERCENT AT EACH PROFICIENCY LEVEL					% AT PROFICIENT OR ABOVE		
	Far Below Basic	Below Basic	Basic	Proficient	Advance	School	District	State

#### GRADE 05 SCIENCE

2009	15%	52%	49%
2008	20%	52%	46%
2007	11%	41%	37%

### CA English Language Development Test (CELDT)

Previous CELDT Test	Current CELDT Test (Fall 2008)		
	# Test Taker	# Meeting Target	% Meeting Target
Beginning	83	44	53.0%
Early Int.	61	39	63.9%
Intermediate	93	35	37.6%
EA (not CEP)	4	2	50.0%
ADV (not CEP)	0	0	N/A
EA (CEP)	17	5	29.4%
ADV (CEP)	5	1	20.0%
<b>TOTAL</b>	<b>263</b>	<b>126</b>	<b>47.9%</b>

CEP: "CELDT English Proficient" requires an Overall Score of Early Advanced (EA) or Advanced (ADV) with all subskills tested at the Intermediate level or above. Students are "not CELDT English Proficient" if their Overall Score is Early Advanced (EA) or Advanced (ADV) with at least one subskill below the Intermediate level.