



SFUSD School Data for 2008-2009

GEORGE WASHINGTON CARVER ELEMENTARY

• Address: 1360 OAKDALE AV, SAN FRANCISCO, CA 94124 • Phone: 415-330-1540
 • Principal: EMILY WADE-THOMPSON • Grade Span: K -05

Student Demographic Information (3-Year Trend)

Year (Fall)	Student Count	Ethnic Representation (%)										Programs (%)				
		Latino	Other White	African American	Chinese	Japanese	Korean	American Indian	Filipino	Other Non-White	Declines to State	English Learner	Special Ed.	GATE	Free Lunch	Reduced Lunch
2008	268	5.2	1.1	68.3	0.4	0.0	0.0	2.2	0.7	18.3	3.7	4.1	3.4	1.9	79.5	6.0
2007	254	3.1	0.0	73.2	0.4	0.0	0.0	2.8	2.0	14.2	4.3	3.1	3.1	1.6	77.6	4.3
2006	271	4.1	0.0	69.0	0.4	0.0	0.0	3.0	1.1	18.1	4.4	3.3	5.5	3.0	78.2	5.9

* Grade span change occurred in the year.

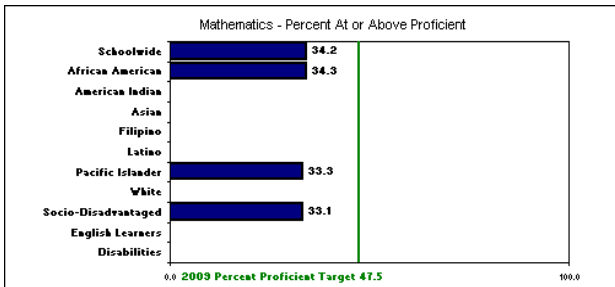
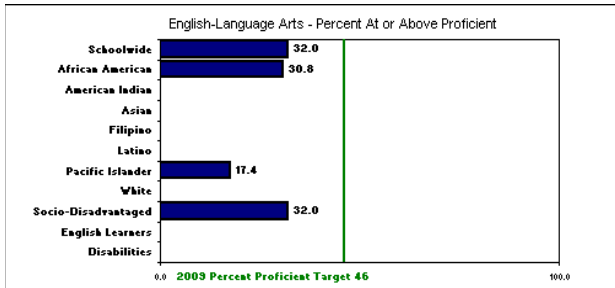
Academic Performance Index (API)

API Data	05-06	06-07	07-08	08-09
API Base Score	678	668	649	678
Statewide Rank *	3	2	1	1
Similar Schools Rank *	4	2	1	5
Growth Target **	6	7	8	6
Actual Growth	-8	-23	23	-11
API Growth Score	670	645	672	667

* These rankings are based on previous year's data.
 ** "A" means the school scored at or above the statewide performance target of 800 in 2008.
 "B" means the school did not have a valid 2008 API base and will not have any growth or target information.

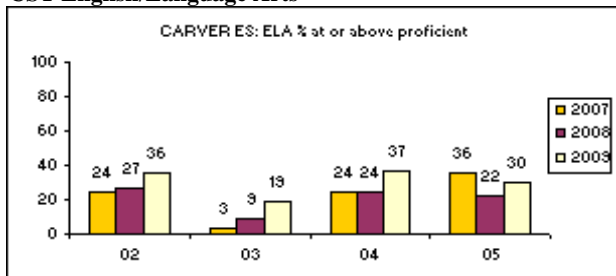
Adequate Yearly Progress (AYP)

	2007	2008	2009
Met All AYP Criteria?	No	No	No

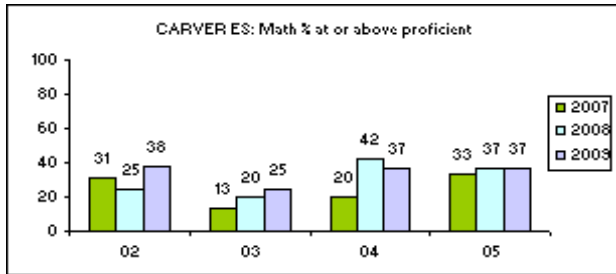


California Standards Tests (CST)

CST English/Language Arts



CST Mathematics



Student CST Proficiency Representation:

Far Below Basic (Red) Below Basic (Pink) Basic (Yellow) Proficient (Light Green) Advance (Dark Green)

SUBJECT / YEAR	PERCENT AT EACH PROFICIENCY LEVEL				% AT PROFICIENT OR ABOVE		
	Far Below Basic	Below Basic	Basic	Proficient	Advance	School	District

GRADE 05 SCIENCE

2009	[Bar chart showing proficiency levels]	22%	52%	49%
2008	[Bar chart showing proficiency levels]	37%	52%	46%
2007	[Bar chart showing proficiency levels]	14%	41%	37%

CA English Language Development Test (CELDT)

Previous CELDT Test	Current CELDT Test (Fall 2008)		
	# Test Taker	# Meeting Target	% Meeting Target
Beginning	2	0	0.0%
Early Int.	3	3	100.0%
Intermediate	3	0	0.0%
EA (not CEP)	0	0	N/A
ADV (not CEP)	0	0	N/A
EA (CEP)	1	0	0.0%
ADV (CEP)	1	0	0.0%
TOTAL	10	3	30.0%

CEP: "CELDT English Proficient" requires an Overall Score of Early Advanced (EA) or Advanced (ADV) with all subskills tested at the Intermediate level or above. Students are "not CELDT English Proficient" if their Overall Score is Early Advanced (EA) or Advanced (ADV) with at least one subskill below the Intermediate level.